

## 1- Description of the tool

Google Classroom is a content management tool that, through the creation of classes, allows you to create, assign and assess tasks.

## 2- Requirements

- A Google account.
- A computer connection or mobile phone.
- An internet or data

## 3- Form of access

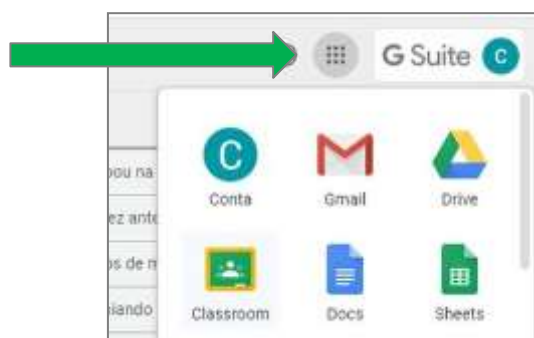
### By Web (PC)

Go to Gmail App (top right corner)

### By App (Mobile)

Install an App Classroom by Google

- [Classroom to Android](#)
- [Classroom to iOS](#)



Open the APP

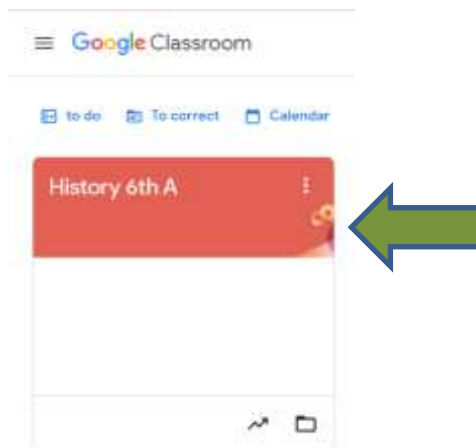
## 4- Appearance of the application

### First-time use

1. The student receives in his institutional mail an invitation from his DT to **participate** in the class
2. You must select "Continue" and then select the option "I am a student".



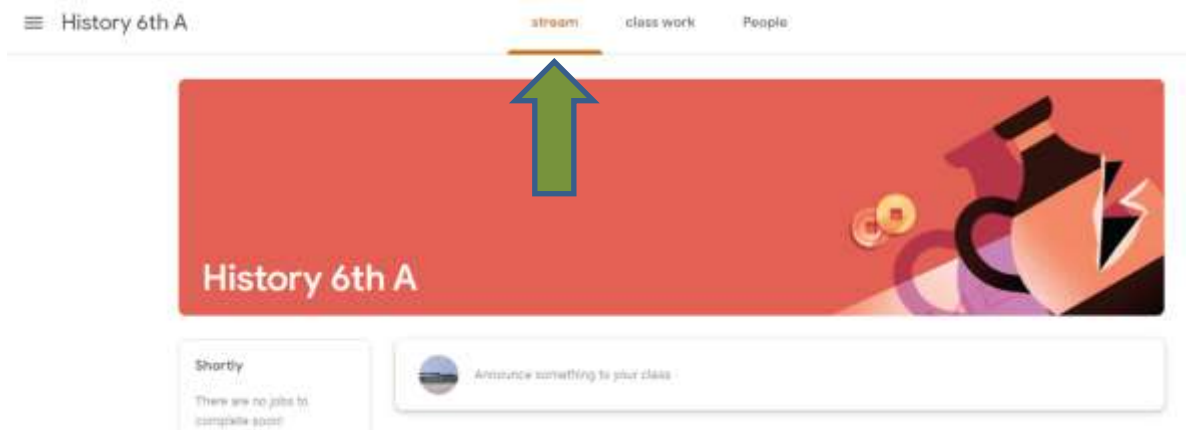
## Classes (overview)



## Class (detail view)

After joining a class the student will have access to the pages:

**Stream** - the Stream page works like the feed of a social network. Whenever content is added or if you want to leave a message, a new post will appear on the Stream page.



**Classwork** - the Classwork page is the Classroom homepage. It is this page that contains the class subjects and is where assignments will be made available to students.



**People** - the People page introduces the Classroom users and their role.



## 5- "Classwork" page

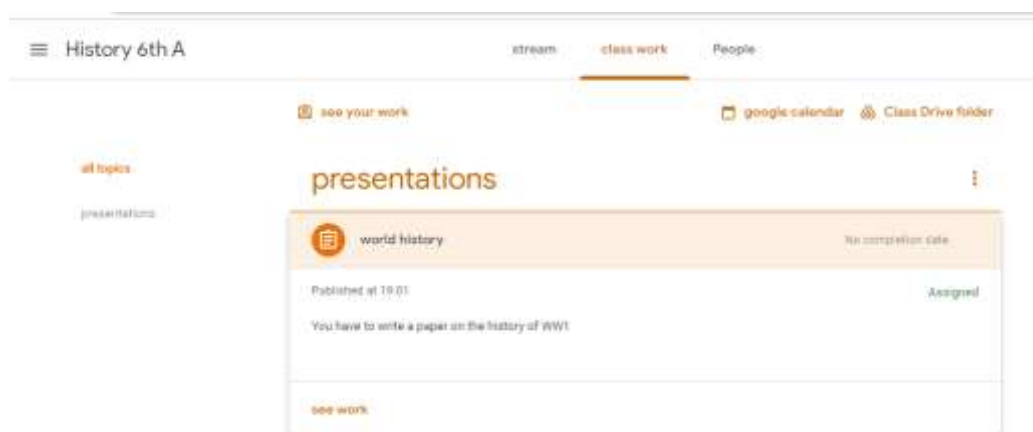
This is where you can find all the assignments for each subject



### Types of activities

#### WORK

The Task type **Work** is an activity whose resolution implies the delivery of a document.



The student can add an attachment (PC or Drive file, link, etc.)

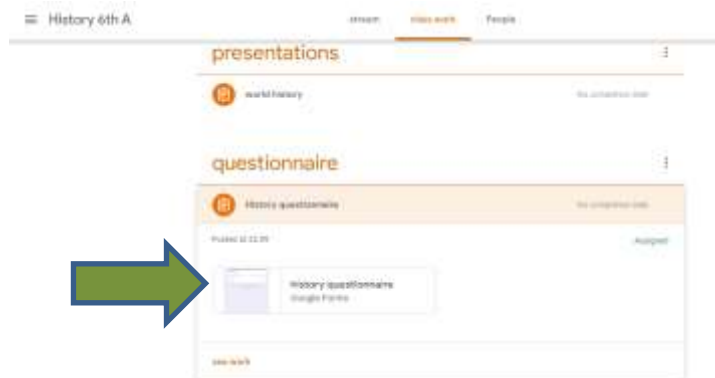


**Please note:** the teacher will only receive the assignment once the student has clicked the **Submit** button



### Working with a questionnaire (test)

The Work with Questionnaire task type provides a Google Forms quiz which the student must answer.



### Material

The task type Material serves to make materials (notes, videos, etc.) available to the class, that is, it is study material that the student must consult.



## Question

In this task the student will have to answer a Question. The question can be Short Answer or Multiple-choice.



The screenshot shows a question titled "When did the first world war begin?" in a "History 6th A" course. The question is attributed to Antonio Frigo, posted at 22:48, and is worth 100 points. A green arrow points to the "Your answer" section, which contains three radio button options: 1910, 1914, and 1918. The status "Assigned" is shown in green, and a "Deliver" button is at the bottom right. Below the answer area, there are links for "class comments" and "Add a class comment".

## 6- Evaluation of a task

When the work is rated, the rating appears in the work detail.



The screenshot shows a task titled "world history" in a "History 6th A" course. The task is attributed to Antonio Frigo, posted at 19:01, and has a rating of 80/100. A green arrow points to the task title. The task description reads: "You have to write a paper on the history of WWI". Below the description, there are links for "class comments" and "Add a class comment". On the right side, there is a "Your job" section with a "Classified" status. It shows a file named "ms2\_series.pdf" with a "PDF" extension and a close button. Below this, there are buttons for "add or create" and "resend". At the bottom right, there is a "private comments" section with a link to "Add comment for teacher".