

---

# Magic School

AI-powered educational platform that lets teachers create safe, customizable virtual classrooms with interactive tools for student learning and engagement.



# Activity

1. Join the student room
2. Try the tools and interact with them



Visit:  
<https://student.magicschool.ai/s/join>  
and enter code:

4PiE7w 



# Magic School

---

**Devices:** Any device (tablet, smartphone, browser)

**Main usage:** Lesson planning, worksheet generator, assessment, test planning, communication

**Pros:** User-friendly, variety of tools, teacher and student tools, no sign up required to launch room, custom chatbots, possibility to monitor students, web search

**Cons:** *Export is a pro feature*

# Advantages

---

- Trained on best practices for educators (directly acts on educational context and concepts like 5 Es, UDL, etc)
- **60+ educational tools**
- Multimodal (including URL processing)
- Possibility to choose between Fastest and Smartest (ChatGPT 4-o AI model)
- Easier and guided prompting
- Possibility to export results (Drive, PDF, Forms), *but only for Premium users!*
- FERPA privacy compliant

MAGIC  
SCHOOL



AI MagicSchool  
Certification Courses



Professional Development  
Resources Library



Join Our  
Facebook Group!



MagicSchool  
YouTube Channel



Professional  
Development Pack Form



MagicSchool AI  
Pioneer Program

Link

# MagicSchool for Educators Certification Courses



MagicSchool's Certification Courses equip you with everything you need to utilize MagicSchool to its full potential, harnessing the power of generative AI for educators to create engaging and tailored educational content to support you in the classroom.



## Level One Certification Course

The Level One MagicSchool Certification Course introduces you to MagicSchool and helps you navigate the platform, utilize the tools, and learn best practices for using MagicSchool AI.

[Take Course -->](#)



## Level Two Certification Course

The Level Two MagicSchool Certification Course helps you learn basic prompt writing, how to modify your outputs, save custom prompts, and export outputs. Maximize your MagicSchool use now!

[Take Course -->](#)



## Level Three Certification Course

The Level Three MagicSchool Certification Course guides you through AI systems, how MagicSchool uses AI to produce the best outputs, and how to promote safe AI usage in schools.

[Take Course -->](#)



## Level 4 Certification Course

The Level Four MagicSchool Certification Course guides you through how to create and share your own MagicSchool tools to better meet your needs, share them with colleagues to spread best practices and foster collaboration across your school or district.

[Take Course -->](#)



## Adobe Image Generator Certification Course

The How to Use MagicSchool Image Generator Course guides you through how to write prompts and use the tools in Adobe Express to produce the image you want.

[Take Course -->](#)



## Welcome to MagicSchool ✨🤖

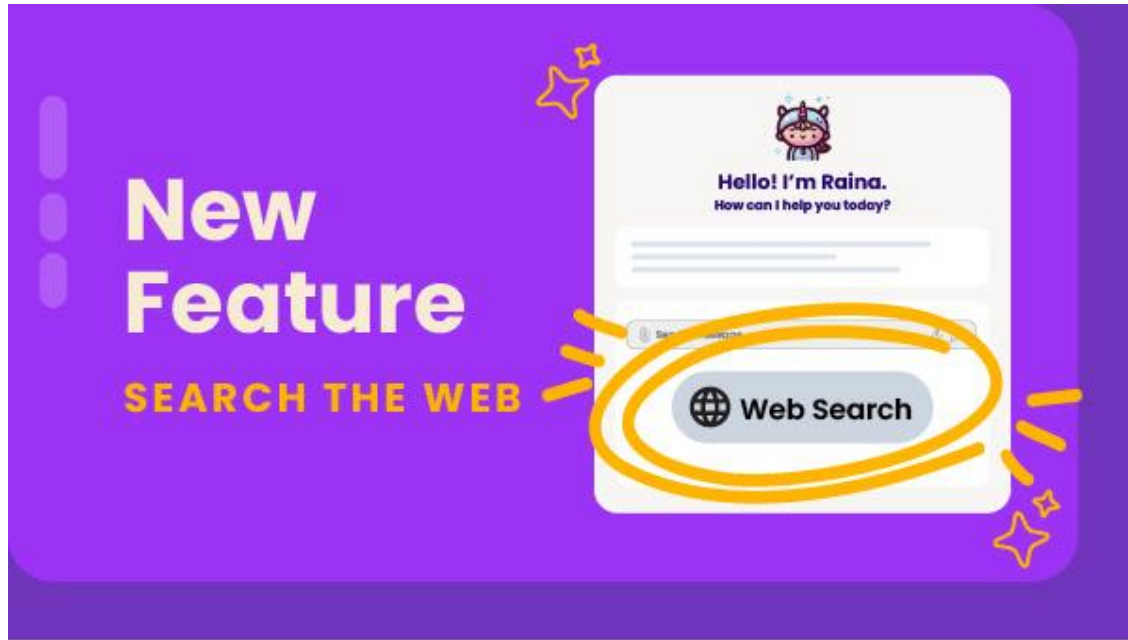
MagicSchool is your AI assistant for all things teaching. We think #TeachersAreMagic - and we are on a mission to fight teacher burnout with Artificial Intelligence.

Let's take a look at how MagicSchool can assist you!

## Magic Tools ✨🤖

MagicSchool has over 50 tools that can help you do different tasks that can help you lesson plan, differentiate, communicate with families, write a teacher joke, an IEP, personalize learning, and more!

Let's try a few tools.



Educators know that **using up-to-date**, real-world information in classrooms makes learning meaningful, relevant, and prepares students for life beyond school.

With Web Search in MagicSchool, you can now access live data, recent research, and current events—solving for the challenge of generative AI models' training knowledge cutoff dates.

# Best practices for using Magic School (teachers)

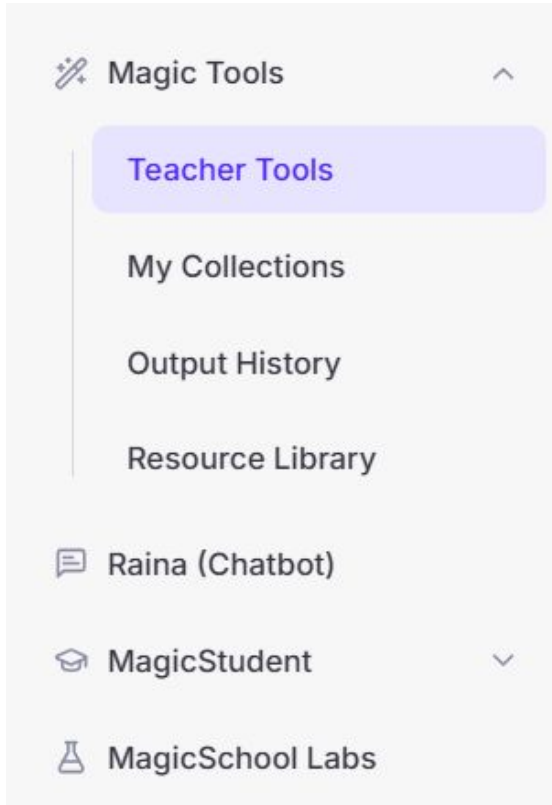
---

- **Check for Bias and Accuracy:** AI might occasionally produce biased or incorrect content. Always double-check before sharing with students.
- **The 80-20 Approach:** Use AI for initial work, but make sure to add your final touch, review for bias and accuracy, and contextualize appropriately for the last 20%.
- **Your Judgment Matters:** See AI-generated content as a starting point, not a final solution. Always adhere to your school's guidelines.
- **Protect Privacy:** Do not include personal student details like names or addresses. We strive to promptly remove any accidentally submitted information.

# Best practices for using Magic School (students)

---

- **Your Teacher Can See Your Activity in MagicSchool:** Please make sure to follow your school and classroom guidelines when interacting with the AI.
- **Interacting With An AI Takes Practice:** Be clear and specific about what you need so the AI can give you a better answer. Try again if the first try isn't what you hoped for!
- **AI is a Tool - Not a Replacement for Your Thinking:** See AI-generated content as something that can help assist you, but not the final solution.
- **Monitor for Bias and Accuracy:** AI might occasionally produce biased or incorrect content. Always double-check important information.
- **Protect Privacy:** Don not include personal details like names or addresses. We strive to promptly remove any accidentally submitted information.



**Magic Tools:** explore all the tools available

**Raina:** the chatbot on Magic School that you can use to ask questions (and also get suggestions on activities and tools!)

**Output history:** you can review your outputs (note: free accounts can check the **last 5 outputs**, delete some of them to check the older ones)

**MagicStudent:** launch rooms for your students to let them interact with AI tools tailored to their educational needs, all within a secure and moderated setting (more details in the next slides)

# Check out some MagicSchool tools

Looking for student tools? [Check out MagicStudent!](#)

## Favorites [Change Order](#)



### Worksheet Generator

Generate a worksheet based on any topic or text.



### Multiple Choice Quiz / Assessment

Create a multiple choice assessment, quiz, or test based on any topic, standard(s), or criteria!



### Informational Texts

Generate original informational texts for your class, customized to the topic of your choice.



### Vocabulary List Generator

Generate a list of vocabulary words based on a subject, topic, or text that are important for students to learn.



### Rubric Generator

Have AI write a rubric for an assignment you are creating for your class in a table format.



### YouTube Video Questions

Generate guiding questions aligned to a YouTube video.



### Project Based Learning (PBL)

Based on the principles of Project Based Learning (PBL), create a full project plan.



### Unit Plan Generator

Generate a draft of a unit plan based on topic, standards and objectives, and length of unit.



### Group Work Generator

Generate group work activity for students based on a topic, standard, or objective.



### Text Scaffolder

Take any text and scaffold it for readers who are behind grade level or need extra support.



### Lesson Plan

Generate a lesson plan for a topic or objective you're teaching.



### Text Leveler

Take any text and adapt it for any grade level to fit a student's reading level / skills.



### YouTube Video Summarizer

Get a summary of a YouTube video in whatever length you choose.



### Assignment Scaffolder

Take any assignment and empower students by breaking it down into manageable steps, fostering stronger...



### Multi-Step Assignment

Generate a full assignment based on any topic, including a warmup, academic content, vocabulary, and questions.



# What you can do

- Write the prompt
- Upload a document or photo
- Link a YouTube video
- Copy/paste a website (articles from BBC, National Geographic...)

*Pay attention to the word limit*



**Grade level:**

12th grade

- Upload (pdf, docx, pptx, image)
- Google Drive
- Microsoft OneDrive
- YouTube Video
- Website

Website 1254 words

**Topic, Standard, Text, or Description of the Assessment (be specific):**

- Charlotte Brontë.pptx  
PowerPoint Slides... 1197 words
- Website  
Website 6316 words

Total number of words in files: 7513/8000

← Back

↪ Share

↻ Clear Inputs

★ Exemplar

## Multiple Choice Assessments

Create a multiple choice assessment based on any topic, standard(s), or criteria!

Grade level:

Pre-K

Number of Questions:

5

Topic, Standard, Text, or Description of the Assessment (be specific):



Diagnostic assessment about the following standards...

Large block of text that is an excerpt from the Great Gatsby or other text

Mitosis

Vocabulary quiz for these words: Chromosomes, Cytokinesis, Metaphase, Centromere, Spindle Fibers

*Select what you need*

### Tool Customization

You can use this panel to customize the tool output. We will fill in all the fields for you this time.

Click next to continue!

Reset

4 of 10

Next

▼ Prompt Editor

## Student IEP Draft - Review closely before implementation



**Copy:** Copy the text of the output to paste it somewhere else



**Export:** This is a **pro feature**



**Edit:** You can edit the final output



**Translate** the final output



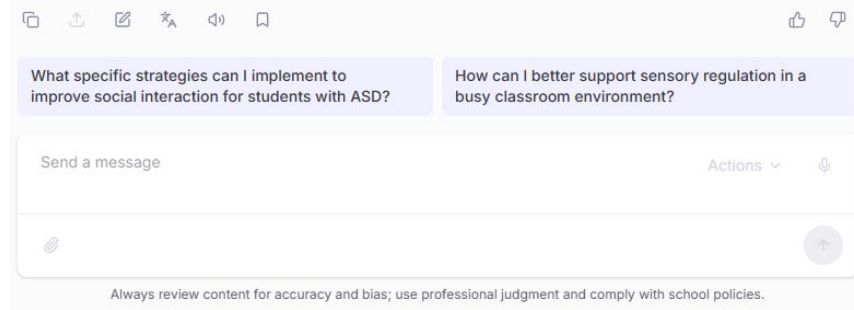
**Read aloud**



**Save resource:** Your resource will be saved in *My Collections*.

## What can you do now?

**Prompt editor:** Edit your original prompt to change the final output



Chatting with the output to adjust it is a **pro feature:** you can only edit the prompt or the final output.

## Examples of other MagicSchool tools: YouTube Video Questions

↶ Clear Inputs

★ Exemplar

✎ Hide Prompt ^

### YouTube Video Questions

Generate guiding questions aligned to a YouTube video.

Grade level:

9th grade

Question Type:

Multiple choice

Number of Questions:

10

Video ID or URL: ✓

<https://www.youtube.com/watch?v=3q5fuVFWe0Q&pp=ygUQdmluY2VudCB2YW4gZ29naA%3D%3D>

Generate

9. Where did Van Gogh work incessantly to get his life back on track?

- a. The countryside just north of Paris
- b. The south of France
- c. The Hague
- d. Belgium

10. What message does Van Gogh's story convey?

- a. Perseverance and dedication to one's passion
- b. The importance of mental health
- c. The challenges of being a misunderstood artist
- d. Both a and c

Answer Key:

- 1. c. Brabant <00:00:24>
- 2. d. All of the above <00:00:47>
- 3. d. Both a and b <00:00:59>
- 4. a. The Hague <00:01:22>
- 5. a. Real-life nature <00:01:33>
- 6. d. Both b and c <00:02:10>
- 7. c. The south <00:02:50>
- 8. d. All of the above <00:03:54>
- 9. a. The countryside just north of Paris <00:04:08>
- 10. d. Both a and c <00:04:37>

## YouTube Video Questions

 Edit Prompt ▾

### Aristotle: The Influential Philosopher

**1. What was Aristotle's first significant role?**

- a. Writing plays
- b. Tutoring Alexander the Great
- c. Founding the Lyceum
- d. Working with Plato

**2. What is the primary focus of Aristotle's philosophy?**

- a. Theoretical knowledge
- b. Practical wisdom
- c. Political power
- d. Artistic expression

**3. How many distinct virtues did Aristotle identify?**

- a. 5
- b. 7
- c. 11
- d. 13

**4. What term did Aristotle use to describe the balance between two extremes of character?**

- a. The golden ratio
- b. The golden mean
- c. The virtuous circle
- d. The golden rule

**5. What does the term "catharsis" refer to in Aristotle's view of art?**

- a. Emotional cleansing
- b. Artistic creation
- c. Tragic downfall

### Worksheet Generator

 Edit Prompt 

#### Jane Eyre: An Exploration of Independence and Morality

*Jane Eyre*, a novel by Charlotte Brontë, explores themes of independence, morality, and societal expectations through the journey of its protagonist, Jane Eyre. The novel is set in various locations in England, including Gateshead, Lowood, Thornfield Hall, Moor House, and Ferndean. Jane's quest for love and belonging is intertwined with her desire for equality and respect.

**Fill in the Blank:** Fill in the blank with the correct words.

1. Jane Eyre was raised by her cruel aunt at \_\_\_.
2. At Lowood School, Jane befriends \_\_\_, who influences her deeply.
3. Jane becomes a governess at \_\_\_ Hall.
4. The mysterious laughter heard in Thornfield Hall is attributed to \_\_\_.
5. Jane inherits a fortune from her uncle, \_\_\_ Eyre.

**Word bank:** Bertha Mason, Gateshead, John, Thornfield, Helen Burns

**Multiple Choice Questions:** Choose the correct answer from the choices for each question.

1. What is the primary reason Jane leaves Thornfield Hall?
  - A) She wants to travel the world.
  - B) She discovers Mr. Rochester is already married.
  - C) She receives a job offer elsewhere.

- A) Adele Varens
- B) Grace Poole
- C) Bertha Mason
- D) Diana Rivers

**Open Ended Questions:** Answer the following questions in complete sentences:

1. Discuss the significance of fire and ice imagery in *Jane Eyre*. How do these elements contribute to the novel's themes?

---

---

2. How does Jane Eyre's experience at Lowood School shape her character and values?

---

---

3. In what ways does the novel address the theme of social class, and how does it affect Jane's relationships?

---

---

**Answer Key:**

**Fill in the Blank:**

1. Gateshead
2. Helen Burns
3. Thornfield
4. Bertha Mason
5. John

**Multiple Choice Questions:**

## Examples of other MagicSchool tools: Vocabulary List Generator

### Vocabulary List Generator

 Edit Prompt ▾

#### Vocabulary List for "Strange Case of Dr Jekyll and Mr Hyde"

1. **Duality** - The quality or condition of being dual; in the context of the novel, it refers to the existence of two opposing aspects within a single individual.
2. **Repression** - The act of holding back or suppressing desires or impulses, often leading to internal conflict, as seen in Dr. Jekyll's struggle between his good and evil sides.
3. **Dichotomy** - A division or contrast between two things that are represented as being opposed or entirely different, central to the theme of the novel.
4. **Alter Ego** - A second self or different version of oneself, which is exemplified by the character of Mr. Hyde, representing Dr. Jekyll's darker side.
5. **Morality** - Principles concerning the distinction between right and wrong or good and bad behavior, a key theme as Dr. Jekyll grapples with ethical dilemmas.
6. **Transformation** - A thorough or dramatic change in form or appearance; in the novel, it describes Dr. Jekyll's physical and psychological change into Mr. Hyde.
7. **Apathy** - Lack of interest, enthusiasm, or concern; it can refer to the societal indifference towards moral issues depicted in the book.
8. **Atavism** - The reappearance of traits or behaviors from an earlier evolutionary stage; Mr. Hyde is often viewed as an atavistic representation of humanity's primal instincts.
9. **Hypocrisy** - The practice of claiming to have moral standards or beliefs to which one's own behavior does not conform; relevant to Dr. Jekyll's societal persona versus his true

## Examples of other MagicSchool tools: Presentation Generator

### Presentation Generator

 Edit Prompt ▾

Slide 1

#### **CLIL Methodology: Enhancing Language and Content Learning**

Slide 2

#### **What is CLIL?**

- CLIL: Content and Language Integrated Learning
- Educational approach that combines content and language learning
- Teaches subjects like science or history in a foreign language
- Dual-focused: content acquisition and language improvement
- Promotes cognitive development and cultural awareness


Slide 3


#### **Key Principles of CLIL**

- Content: Progress in knowledge, skills, and understanding
- Communication: Using language to learn and learning to use language
- Cognition: Developing thinking skills and creativity
- Culture: Building intercultural understanding and global citizenship

Slide 4

#### **Benefits of CLIL**

 Magic Tools ▼

 Raina (Chatbot)

 MagicStudent ^

Student Tools

Rooms

Resources

Quizzes 

 MagicSchool Labs



## Create a Quiz!

Set a topic and your quiz will be created in seconds.

Grade level \*

Professional Staff ▼

Number of multiple choice questions \*

2 ▼

Number of open response questions \*

2 ▼

Topic \*

 Set your quiz topic (e.g., phases of mitosis, determine theme from the Great Gatsby, etc).

 Add File ▼ Total word limit: 0/75.000

Standard sets to align to \*

Apply standards worldwide (CCSS, TEKS, Ontario, Florida)

 Generate

🔮 Magic Tools ▼

💬 Raina (Chatbot)

🏠 MagicStudent ▲

Student Tools

Rooms

Resources

Quizzes 🚧 Beta

🧪 MagicSchool Labs

# What you can do after you save the quiz

Quizzes > Understanding the Phases of Mitosis

## Understanding the Phases of Mitosis

Preview as Student ↗

👤 Invite Students ⋮

Deepen your understanding of the phases of mitosis, their regulation, and how errors in each phase can impact cell function and health.

Overview

Questions and results

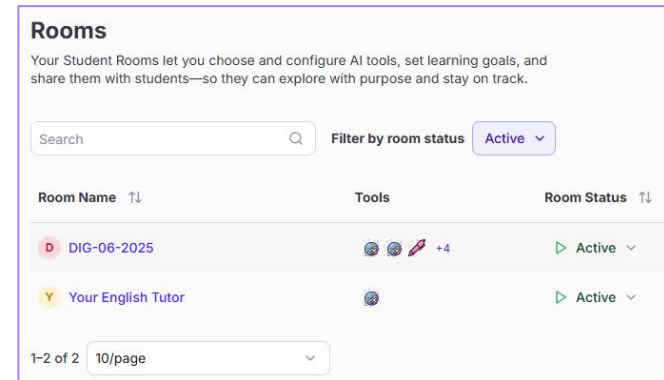
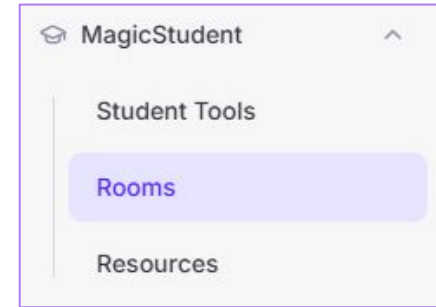
Students using this quiz (0)

Search  🔍

Student Name <span>↑</span>	Q1	Q2	Q3	Q4	Total Score <span>↑↓</span>

# Launching a room in MagicStudent

- Magischool's Magic Student Rooms offer a **structured, AI-powered environment** where educators can create **customized, student-safe spaces for learning**. These rooms enable students to **interact with AI tools tailored to their educational needs**, all within a **secure and moderated setting**.
- Educators can set up virtual rooms **by selecting tools** such as writing feedback, tutoring, idea generation, and character chats. These rooms can be shared with students via **direct links, Google Classroom, or QR codes**. Teachers have the flexibility to **customize each room's tools and settings** to align with specific learning objectives.



Share a room with students via **direct links, Google Classroom, or QR codes.**

## Student Rooms

 **Launch New Room**

Share MagicSchool Room

×



### Join URL

Copy a link that will allow students to directly join the room.



### Google Classroom

Create an assignment with the room information.



### Join Codes

Share the join code with students or display a QR code.

Please be sure to comply with your local school and district policies when using AI with students.



Visit:  
<https://student.magicschool.ai>  
and enter code:

**ztPyrw**

Please be sure to comply with your local school and district policies when using AI with students.

# Check student activity: *get insights on room activity*

**Students** Room Activity

Date: Previous 208 Days | Time Grouping: Day | T Tool:  | T Student:

**Key Metrics**  
 Purpose: Provides key student activity metrics in the room for the selected time range and filters. Data is refreshed hourly.  
 Usage Tip: Adjust the date range to explore different periods. Hover over the info icons for metric details.

**10**  
Students in Room

**69**  
Generations

**2**  
Tools Used

● **9 minutes ago**  
Data Last Updated

**7**  
Students with Generations

**9.9**  
Generations Per Student

**1**  
Days with Room Activity


**Nov 13, 2024, 7:56 AM**  
Last Room Activity (MST)

**Tools Used**  
 Purpose: Highlights the most used tools based on generations, students, and days used.  
 Usage Tip: Click a tool name to filter the dashboard. Use filters to explore tool usage by students or time period.

### Student Activity

**Purpose:** Students are scored and categorized based on their activity level, which considers generations, tools used, and days active.  
**Usage Tip:** Click on the name of a student to filter all data by that student to see which tools they used.


**% of Students with Room Activity**



Engaged 70%  
No Engagement 30%

**10**  
TOTAL

**Student Activity Levels**





Students

Activity Level

**Student Activity**

Student	Activity Level	Generations	Tools Used	Days Active	Last Active	Joined Room
Dario	Very High (top 10%)	17	1	1	11/13/2024, 7:56 AM	11/13/2024, 2:44 PM
Øystein	High (top 25%)	14	1	1	11/13/2024, 7:51 AM	11/13/2024, 2:44 PM
Vekki	Moderate (middle 50%)	11	1	1	11/13/2024, 7:54 AM	11/13/2024, 2:46 PM

# Launching rooms: Language learning tutor

 **Language Learning Tutor: A2 Italian Language Learning Support** > Delete Thread 

**What is the language you're learning?:** Italian

**What is the language you speak natively?:** German

**What can the tutor help you with?:** common words, conversations, understanding texts and grammar

**CEFR Level (How well do you speak the language you're learning?:** A2 - Elementary: Simple conversations.

October 11 at 2:31 PM

Hallo! Ich bin Raina, deine Tutorin für Italienisch. Ich freue mich, dir bei deinem Sprachlernprozess zu helfen. Da du dich auf dem CEFR-Niveau A2 befindest, werden wir uns auf einfache Gespräche und grundlegende Sprachkenntnisse konzentrieren.

Lass uns mit einigen häufig verwendeten italienischen Wörtern und Ausdrücken beginnen:

1. Ciao - Hallo/Tschüss
2. Grazie - Danke
3. Per favore - Bitte
4. Come stai? - Wie geht es dir?
5. Mi chiamo... - Ich heiße...

Wir können auch an einfachen Gesprächen arbeiten, wie zum Beispiel:

"Ciao! Come ti chiami?" (Hallo! Wie heißt du?)  
"Mi chiamo [dein Name]. E tu?" (Ich heiße [dein Name]. Und du?)

Für das Verständnis von Texten können wir mit kurzen, einfachen

# Launching rooms: Quiz Me!

## Output History for prova

 Quiz Me!: Quiz on Italian Participo Passato >

Delete Thread 

**Grade level:** Professional Staff

**Topic or Exam You Want to Be Quizzed On:** quiz me on the participio passato in italian language

October 11 at 2:42 PM

Certainly! I'll create a quiz for you on the "participio passato" (past participle) in Italian. I'll provide a mix of fill-in-the-blank, multiple choice, and open-ended questions. Let's begin with your first question:

1. Fill in the blank with the correct past participle:

Maria ha \_\_ (mangiare) una pizza.

Please provide your answer, and I'll give you feedback before moving on to the next question.

 Copy  Read Aloud



October 11 at 2:42 PM

mangiato

October 11 at 2:42 PM

Excellent! That's correct.

"Mangiato" is indeed the past participle of "mangiare" (to eat). The sentence "Maria ha mangiato una pizza" means "Maria has eaten a pizza."

Great job! Let's move on to the next question.

2. Multiple choice:

Which of the following is the correct past participle of the verb "vedere" (to see)?

- a) Veduto
- b) Visto
- c) Vedato
- d) Vedere

Please respond with the letter of your choice.

 Copy  Read Aloud



October 11 at 2:42 PM



visto

 Copy



October 11 at 2:42 PM

# Launching rooms: Study bot

 **Study Bot: Italian Articulated Prepositions for Staff** > Delete Thread 

**Grade level:** Professional Staff  
**Exam or Topic You're Studying:** preposizioni articolate in italiano





October 11 at 2:39 PM

Certainly! I'd be happy to help you study preposizioni articolate in Italian. These are an important part of Italian grammar. Let's start with some suggestions on how we can approach this topic:

1. Review the basic prepositions and definite articles
2. Understand how preposizioni articolate are formed
3. Practice using them in simple sentences
4. Learn common expressions that use preposizioni articolate

Which of these would you like to start with? Or do you have any specific questions about preposizioni articolate that you'd like to address first?

Remember, I'm here to guide you and help you understand the concept better. We'll take it step by step, and feel free to ask for clarification at any point. Would you like to begin with a brief explanation of what preposizioni articolate are?

 Copy  Read Aloud  

# MagicStudent: tools for language practicing

The screenshot displays the MagicSchool PLUS MagicStudent interface. On the left is a sidebar with the following navigation options: Magic Tools (highlighted), Raina (Chatbot), Output History, Launch to Students, Love, Training, Share the Magic, and MagicStudent Intro. The main content area features a search bar, a 'Sort by Most Popular' dropdown, and a grid of six tool cards, each with an icon, title, description, and a star icon:

- Raina for Students**: Ask questions or get ideas through prompting Raina, the AI chatbot for students.
- Chatbot Builder**: Build a chatbot from scratch to interact with!
- Writing Feedback**: Get feedback on your writing.
- Language Learning Tutor**: Interact with a language tutor who can help you learn a new language.
- Research Assistant**: Find information and sources for a research project.
- Song Generator**: Write a custom song about any topic to the tune of the song of your choice!

At the bottom right of the interface, the text 'Ativa Windows' is visible.

# MagicSchool

---

1. Familiarize with the tools available
2. Try to customize some activities for your students by choosing among the models proposed
3. Download/copy the output and share it on our collaborative Padlet

