

2

Parts of a Computer

> **Getting Started:** Vocabulary (page 118)

1 **Read the website page.** Then decide which computer each person below should buy. 🗣️

THIS MONTHS BEST BUYS from ComputersRUs

VISO Digiton PC

General Purpose Desktop **SPECIAL PRICE: €1,249**

Processor: Intel Core i5
RAM: 8GB
Storage Capacity: 1TB
Screen Size: 26 inches
Includes: keyboard, monitor and optical mouse



REVIEWS: ○○○○○

heidi G: This PC has got everything you need. Sufficient memory for lots of photos, videos and music. Great for virtual reality gamers.

PCMac1: It's a good computer at a cheap price. I really like the large screen, as there's space to open lots of tabs.

scribe16: This processor is great – useful for fast downloading. The extra USB ports are also very useful. Easy to upgrade.

IPSS SilverEdge 1600

All-in-one Laptop Computer **THIS MONTH ONLY: €699**

Processor: Rockchip 88C
RAM: 4GB
Storage Capacity: 50GB
Screen Size: 11.6 inches
Includes: mouse



REVIEWS: ○○○○○

soniaA: This computer is exactly what I need – fast, quiet and small. It's really quick to start up, so you can use it immediately. I love it!

igo15: Easy to operate, but the graphics capabilities are really basic and the screen is far too small. Useless for playing games.

JamieY: This laptop is difficult and expensive to repair – don't buy it!

Tip!

We use *bytes* to describe storage capacity on a computer or mobile phone.
MB = megabyte
GB = gigabyte
TB = terabyte

1. Eva is a graphic designer. She needs to see multiple webpages at the same time.
2. Carl's favourite free-time activity is playing computer games.
3. Zoe is a student. She needs to take her computer with her to school.
4. Tina is a journalist. She needs to upload and download a lot of media files.

2 **A shop assistant (A) is talking to a customer (B). Complete the dialogue with the sentences below. Then listen to the dialogue and check your answers.** 🗣️

Do you want to use it for downloading music or films? ♦ Can I help you, sir?
What do you need to use it for? ♦ It's on special offer this week.

A: 1.

B: Yes. I want to buy a laptop.

A: **What sort of laptop are you looking for?**

B: I need a small, light computer. I often go on business trips.

A: 2.

B: I need it for Word documents and Excel.

A: 3.

B: No, I don't, but I need to use the Internet a lot.

A: OK. **I think this laptop is what you are looking for.** It's light, but it's also fast.

B: How much is it?

A: It's €600. 4. **I recommend it.**

B: Yes, it's exactly what I need, and it's a good price.
What colours does it come in?

A: Blue, black or white.

B: OK. I'd like a blue one, please.



3 Practise the dialogue in Exercise 2 with a partner. Pay attention to the expressions in colour.

4 Read the dialogue in Exercise 2 again. Who mentions each of the things below – the salesman, the customer or both?

1. travelling
2. the names of some computer programs
3. downloading music or films
4. using the Internet
5. the laptop not being heavy
6. three colours

6 Match the computer components in Exercise 5 to the definitions below.

1. This is the computer's *brain*.
2. This is the main storage space for data.
3. This allows the computer to have audio.
4. This is also called a memory module.
5. This stops the processor from getting too hot.
6. This contains the main components of a computer.
7. This reads and writes disks.

7 Listen and repeat. Then match the opposites.

A	B
1. cheap	a. slow
2. heavy	b. advanced
3. little	c. useless
4. quick	d. expensive
5. basic	e. narrow
6. quiet	f. loud
7. useful	g. light
8. wide	h. large


8 Copy and complete the sentences with words from Exercise 7.

1. I haven't got enough money for this computer. It's too for me.
2. My old computer was quite loud, but this one is really
3. Modern computers are quite, not like the old heavy ones.
4. A more computer model has got better quality hardware.
5. My motherboard doesn't work! The whole PC is now.

Working with Vocabulary

5 Listen and repeat. Then match the words to the parts of the computer.

hard drive ♦ motherboard ♦ RAM chip
USB port ♦ sound card ♦ heat sink and fan
DVD drive ♦ processor (CPU)



Tip!

A compound noun is made up of two or more words which together form a single noun. They can be written as one word, two words or sometimes two words with a hyphen.
mother + board = motherboard
sound + card = sound card
ink + jet = ink-jet printers

Your Turn

A salesman is talking to a customer at the computer shop. Listen to their conversation and complete the advert.

New M2 Desktop Computer

- Large memory and very ¹.....
- Intel core processor
- ²..... TB hard drive
- ³.....GB RAM memory


Price: £ ⁴.....

Free ⁵..... and 3 years' helpdesk support



Assembling a Computer

> **Getting Started:** Vocabulary (page 118)



- 1 **Read the computer manual instructions.**
Then answer the questions below. 🗣️

HOW TO ASSEMBLE THE COMPUTER:

- | | |
|--|--|
| <ol style="list-style-type: none"> 1 Unscrew and remove the two side panels of the computer case. 2 Screw the motherboard into place inside the computer case. 3 Open the CPU socket and insert the CPU into the motherboard. 4 Place the heat sink and the fan on the motherboard and attach them with the clips. | <ol style="list-style-type: none"> 5 Insert the RAM module into its slot. 6 Screw the hard drive into place. Then connect its power cable to the motherboard. 7 Insert the sound card and video card into their slots and screw them in. 8 Screw the side panels back onto the computer case. 9 Plug in all the power and data cables. Turn on the computer and check it works! |
|--|--|

1. How many side panels are there?
2. Where do you insert the CPU?
3. What do you use to attach the heat sink and fan?
4. What do you connect the hard drive to?
5. What must you do to put the sound card in place?

Tip!

To give instructions, we often use the imperative.

Remove the side panel.
Insert the sound card.

- 2 **Peter is speaking to a helpdesk technician. Read the dialogue and choose the correct answer. Then listen to the dialogue and check your answers.** 🗣️

A: Hello, I'm Peter Collins at PR Solutions.

B: Hi, Peter. **How can I help?**

A: I need to install some ¹ *software / hardware* on my computer.

B: **What do you want to install?**

A: A new sound card.

B: OK. That's easy. Are you ready? First, turn off and unplug the ² *computer / printer*.

A: OK. I've turned it off. Now what?

B: Now, remove the ³ *panel / cable*. **Remove the old card.** Then, **insert the new sound card** into the sound card slot – can you see it?

A: Just a minute. OK. It's in the slot.

B: Great. Now, screw the sound card into place. There's one ⁴ *screw / socket*.

A: Yes, I've got it. OK. What should I do next?

B: **Plug in the computer and turn it on.** Now, **check the sound card is working.**

Have you got some ⁵ *music / pdf files* on the computer?

A: Yes. It's working. I can hear it.

B: Good. Finally, **put the panel back on the computer** and screw it shut.

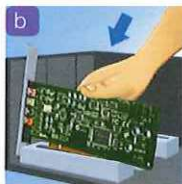
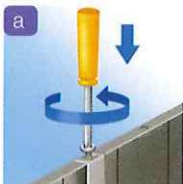
Can I help you with anything else today?

A: No thanks, that's all. Goodbye.

- 3 **Practise the dialogue in Exercise 2 with a partner. Pay attention to the expressions in colour.**

- 4 **Read the dialogue in Exercise 2 again. Then write the letters of the pictures in the correct order.**

First Second Third Fourth Fifth Sixth



Working with Vocabulary


- 5 Match each ordinal to the correct word. Then listen and repeat.**

third ♦ sixth ♦ second ♦ tenth ♦ first
seventh ♦ fourth ♦ ninth ♦ fifth ♦ eighth

1st 5th 8th
2nd 6th 9th
3rd 7th 10th
4th

- 6 Listen and repeat. Then match each word to the correct picture.**

cable ♦ clip ♦ side panel ♦ case ♦ front panel
power supply ♦ socket ♦ switch ♦ slot



- 7 Listen and repeat. Then match the opposites.**

- | A | B |
|------------|---------------|
| 1. connect | a. turn off |
| 2. turn on | b. unscrew |
| 3. plug in | c. disconnect |
| 4. screw | d. remove |
| 5. insert | e. unplug |
| 6. attach | f. detach |

Tip!

The prefixes *un*, *dis* and *de* change the meaning to the opposite of the original word.

- 8 Choose the best continuation for each sentence.**

- Before you remove the panels,
a. make sure you disconnect the cable.
b. connect all the cables.
- In order to open the door of the room,
a. detach the card.
b. insert the card in the slot here.
- There's nothing to watch on TV,
a. so I'm going to turn it on.
b. so I'm going to turn it off.
- Before you take the side panel off,
a. you have to unscrew it.
b. you have to screw it on.
- Before you put the new sound card in,
a. you have to attach the old sound card.
b. you have to remove the old sound card.
- Never touch anything inside the computer
a. if it's unplugged!
b. if it's plugged in!

- 9 Copy and complete the sentences with the words below.**

unscrew ♦ switch ♦ cable ♦ power supply
plug in ♦ turn it off

- Don't forget to plug the computer into the
- You can connect the monitor to the computer using this
- When you've finished using the computer, make sure you
- Before you remove the motherboard, you have to it.
- the laptop cable before you turn it on.
- This is the main to turn the computer on and off.

Your Turn

Student A: You call a helpdesk technician to ask for help installing a new hard drive in your computer. Use the information on page 84.

Student B: You are the helpdesk technician. Use the information on page 92.

Swap roles to discuss installing a new motherboard.

