





Passive Voice



Introduction




In English, there are “two voices”; that is, transitive verbs have two forms: active and passive.

- Active voice (“normal sentences”): the subject does the action. Ex: Olivia wrote a book. The focus is on Olivia
 - Passive voice: the subject receives the action. Ex: The book was written by Olivia. Now the focus is on the book.
- 
- 






Definition

The passive voice is used to show interest in the person or object that experiences an action rather than the person or object that performs the action. In other words, the most important thing or person becomes the subject of the sentence





When do we use it?

- When we don't know who did the action. Ex: My phone was stolen.
 - When it's not important who did the action. Ex: The song was streamed 1 million times.
 - To sound more formal. Ex: The project was finished.
 - To focus on the result. Ex: The album was released yesterday.
- 
- 
- 



Forming Passive Voice

The passive voice in English is composed of two elements :

'to be' + past participle.

Past participle =


- Regular verb: -ed
- Irregular verb : 3rd column



Example

Ira cleans the house every day.


The house is cleaned (by Ira) every day.



Example 2

His grandmother looked after him.

He was looked after by his grandmother.





Example 3

She has written the report.

The report has been written (by her)



Tip to change from active to passive

1. Analyse the sentence:

The teacher corrects exams in May.

Subject

verb

object

time expression



Tip to change from active to passive

2. Change the order:

The object becomes the subject.

The subject becomes the agent (we add "by")

The time expression stays the same.

The teacher corrects exams in May.

The exams _____ by the teacher in May.



Tip to change from active to passive

2. Change the verb to passive.

How many words has the verb in the active voice? Add 1.

The teacher corrects exams in May.

The exams _____ by the teacher in May.





Tip to change from active to passive

2. Change the verb to passive.

In the last gap, add the **participle** of the verb

The teacher **corrects** **exams** **in** **May**.

The **exams** **corrected** by the teacher **in** **May**.





Tip to change from active to passive

2. Change the verb to passive.

Add the verb “to be” in the same tense as the verb in the active sentence.

The teacher **corrects** **exams** **in May**.

(present simple)

The exams **are corrected** **by the teacher** **in May**.




present simple + participle





Example 2

Tourists took pictures around Paris.

1. Change the order of subject and object.
 2. Add 1 word to the verb.
 3. Last gap = participle.
 4. What tense is it?
 5. Write verb "to be" in that tense.
- 
- 
- 



Example 2

Tourists took pictures around Paris.

Pictures were taken by tourists around Paris.



Example 3

Sally has broken the window.





Example 3

Mary is discovering the museum.





Example 4

My dad will lose the case in court.





Thank You