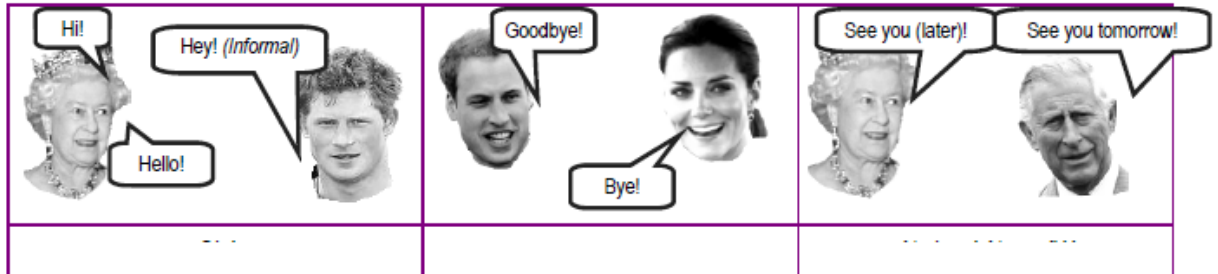


UNIT 1

Meeting new people.

Greetings.



Sunday	Monday	Tuesday	Wednesday	Thursday	Friday	Saturday

Ex.: See you on Sunday. ✓

GREETINGS IN ENGLISH

Good morning - Good afternoon - Good evening

A.M.
midday/noon
P.M.
midnight
A.M.

5:00 6:00 7:00 8:00 9:00 10:00 11:00 12:00
1:00 2:00 3:00 4:00 5:00 6:00 7:00 8:00 9:00 10:00 11:00 12:00
1:00 2:00 3:00 4:00

morning

afternoon

evening

night

GOOD MORNING

sunrise

GOOD AFTERNOON

day

GOOD * EVENING

sunset





GOOD MORNING
if you wake up very early in the morning.

night

Hi (*informal*) = Hello
Common greetings for any time of day.

* **GOOD NIGHT** is only used when you leave, say goodbye, or go to bed.






www.grammar.cl
www.woodwardenglish.com
www.vocabulary.cl



			
Good morning!	Good afternoon!	Good evening!	Good night!

Introducing yourself.

 <p>What is your name?</p> <p>a) My name is Serena. b) I am Serena.</p>		 <p>What's your name?</p> <p>a) My name's Cristiano. b) I'm Cristiano.</p>	

How are you?

 <p>How are you?</p>	 <p>Cool!</p> <p>Great!</p> <p>Very well</p>	 <p>OK</p> <p>Fine</p> <p>Good</p>	 <p>Not bad</p> <p>So-so</p>	 <p>Terrible!</p>

 <p>How are you?</p> <p>Good, thank you.</p>	 <p>(I'm) great, thanks. And you?</p>
---	---

What's your name?

1 Put the sentences in the correct order.

- 1 My name's Claudia.
- Hello, Claudia.
- 1 Hello. I'm Jean. What's your name?
- 2 Fine, thanks.
- Hi, Massimo. How are you?
- 1 Hello, Petra.
- Very well, thanks. And you?

2 Put the words in the correct order.

1 you / How / are / ?

How are you?

2 thanks / Very / well


3 James / is / This

4 name / What's / your / ?

5 name's / Raquel / My

3 **T I. I** Listen. Match the conversations and photos.

Conversation	1	2	3	4
Photo	d			



What's this in English?

6 **T1.3** Listen and repeat.

a bag a book a camera a car a computer a hamburger
a house a photograph a sandwich a television

7 Write sentences.



1 It's a photograph.



2 _____



3 _____



4 _____



5 _____



6 _____



7 _____



8 _____



9 _____



10 _____

Translation




8 Write the sentences in your language.

- 1 How are you? _____
- 2 Fine, thanks. And you? _____
- 3 What's your name? _____
- 4 My name's David. _____
- 5 What's this? _____
- 6 It's a book. _____

Numbers





0	1	2	3	4	5	6	7	8	9	10
Zero / oh	One	Two	Three	Four	Five	Six	Seven	Eight	Nine	Ten

Saying my phone number.




<div style="border: 1px dashed black; padding: 2px; display: inline-block;">Home phone number</div> 	 <div style="border: 1px solid black; border-radius: 15px; padding: 5px; display: inline-block; margin: 10px;"> What's (What is) your (tele)phone number? </div> <div style="border: 1px solid black; border-radius: 15px; padding: 5px; display: inline-block; margin: 10px;"> My telephone number is 0723499 185600 </div>	<div style="border: 1px dashed black; padding: 2px; display: inline-block;">Mobile number</div> 

Ex.: My phone number is 981 44 81 05 (nine eight one double four eight one oh/zero five.)

Look at the time. Choose the correct greeting.


Good night – Good morning – Good evening – Good afternoon			
<div style="border: 1px solid black; border-radius: 10px; padding: 5px; display: inline-block;">9:00</div> 	<div style="border: 1px solid black; border-radius: 10px; padding: 5px; display: inline-block;">13.00</div> 	<div style="border: 1px solid black; border-radius: 10px; padding: 5px; display: inline-block;">19.00</div> 	<div style="border: 1px solid black; border-radius: 10px; padding: 5px; display: inline-block;">22.00</div> 
1.	2.	3.	4.

Complete the conversations.

		
<p>1. <i>Rose</i>: Hello! My ____ is Rose. What is ____ name? <i>Pete</i>: Hi! My name is Pete. ____ to ____ you. <i>Rose</i>: Nice to meet you too.</p>	<p>2. <i>James</i>: Good evening, <i>Michelle</i>! ____ are you? <i>Michelle</i>: Great, ____ you. And you? <i>James</i>: I'm fine, thank you.</p>	<p>3. <i>Angela</i>: What's your ____ number? <i>Donkey</i>: My phone ____ is 07341668922. <i>Angela</i>: Thank you. <i>Donkey</i>: You're ____. <i>Angela</i>: Goodbye. <i>Donkey</i>: ____ you later.</p>

The alphabet


A	B	C	D	E	F	G	H	I	J
(ei) /ei/	(bi) /bi:/	(si) /si:/	(di) /di:/	(i) /i:/	(ef) /ɛf/	(gi) /dʒi:/	(eich) /eɪtʃ/	(ai) /aɪ/	(jei) /dʒeɪ/
K	L	M	N	O	P	Q	R	S	T
(kei) /keɪ/	(el) /ɛl/	(em) /ɛm/	(en) /ɛn/	(ou) /oʊ/	(pi) /pi:/	(kiu) /kju:/	(ar) /ɑ:/ /ɑr/	(es) /ɛs/	(ti) /ti:/
U	V	W	X	Y	Z				
(iu) /ju:/	(vi) /vi:/	(dábliu) /'dʌbəl ju:/	(eks) /ɛks/	(wai) /waɪ/	(sed, si) /zed/ /zi:/				

<ul style="list-style-type: none"> ▪ a) Receptionist: How do you spell it? ▪ b) Guest: M-O-O-R-E. ▪ c) Receptionist: Sorry, what's your surname? ▪ d) Guest: My name is John Moore. I have a reservation. ▪ e) Receptionist: Thank you. Mr Moore, you're in room 121. ▪ f) Guest: My surname is Moore. ▪ g) Receptionist: Good morning! 	
--	--

12 T1.6 Write s or es.

- 1 cars 3 computer__ 5 sandwich__ 7 photograph__ 9 house__
 2 camera__ 4 book__ 6 bag__ 8 television__ 10 hamburger__


13 Write numbers and words.



1 five cars




2



3



4




5




6




7



8



9



10

Simple present tense “TO BE” Ser/Estar

Affirmative		Negative			Interrogative
I am	I'm	I am not	I'm not		Am I ...?
You are	You're	You are not	You're not	You aren't	Are you...?
He is	He's	He is not	He's not	He isn't	Is he...?
She is	She's	She is not	She's not	She isn't	Is she...?
It is	It's	It is not	It's not	It isn't	Is it...?
We are	We're	We are not	We're not	We aren't	Are we...?
You are	You're	You are not	You're not	You aren't	Are you...?
They are	They're	They are not	They're not	They aren't	Are they...?

Regla 3 3

Yes/No questions

Existe una modalidad de preguntas que únicamente cabe como respuesta **sí** o **no**, en algunos casos “no lo sé” <<I don't know>> . Son una modalidad de respuesta breve; pero que en inglés no se considera educado <<polite>> contestar **Yes-No**

Consideraciones previas.

- 1) Debemos saber en qué persona gramatical se hace la pregunta, para poder hacer una respuesta correcta.
- 2) Primera Persona Gramatical, se corresponde con el hablante; yo <<I>>, nosotros/as <<we>>
- 3) Segunda Persona Gramatical, quién o quienes escuchan; tú, usted, vosotros/as, ustedes <<you>>
- 4) Tercera Persona Gramatical, de quién o de qué se habla. <<he, she, it, they>>
- 5) En una conversación normal, cuando dos personas hablan el papel yo-tú se van intercambiando; mientras que la Tercera Persona no participa directamente y es el tema de la conversación.

Intercambios

Preguntas	Respuestas
1 ^a	2 ^a
2 ^a	1 ^a
3 ^a	3 ^a

Utilización de la norma.

En este tipo de respuesta no se responde **Yes/No**, se añade una especie de coletilla y para ello se utiliza el mismo verbo con el que se ha hecho la pregunta. Algo similar ocurre en gallego.

Ejemplos

Are you from Spain? *Yes, I am.....No, I'm not* Observad, pregunta en 2ª, respuesta en 1ª. Mirad la respuesta, *Yes...No* seguida de pronombre y forma correspondiente del verbo "To BE"

Am I a teacher? *Yes, you are.....No, you aren't* Pregunta en 1ª, respuesta en 2ª seguida de las formas correspondientes de 2ª persona del verbo "To BE"

Is she a doctor? *Yes, she isNo, she isn't* Pregunta en tercera, respuesta en tercera y formas de tercera persona del verbo "To BE"

Más ejemplos

Are you from Vigo? *Yes, we are.....No, we aren't* *Yes, I am.....No, I'm not*

Are they from Portugal? *Yes, they are No, they aren't*

Is he a mechanic? *Yes, he is.....No, he isn't*

Is it a cat? *Yes, it is.....No, it isn't*






















Importante

En este tipo de respuestas breves, siempre figura el verbo con el que se ha hecho la pregunta; y tanto en la forma *afirmativa* como en la *negativa* siempre aparecen **tres** palabras. En respuesta *afirmativa* **nunca** se hace contracción, en respuesta *negativa* **siempre** se hace contracción.

*Supongo que ahora entenderás por qué llamo a esta estructura **regla 3 3**. Es para que no se te olvide.*

Relación entre adjetivos y pronombres personales

		Pronouns			Adjectives
Singular		Subject	Object	Possessive	Possessive
	1 st person	I	Me	mine	my
	2 nd person	you	You	yours	your
	3 rd person	he	Him	his	his
		she	Her	hers	her
		it	It		its
Plural	1 st person	we	Us	ours	our
	2 nd person	you	You	yours	your
	3 rd person	they	Them	theirs	their

Flag	Country	País	Nationality	Nacionalidad.	Language	
	Argentina		Argentinian			
		Australia			English	
	Brazil		Brazilian			
	(Great) Britain		British		English, Welsh, Gaelic	
	Canada	Canadá				
		China	Chinese		Chinese	
	Egypt		Egyptian		Arabic, Coptic	
	England	Inglaterra				
			French		French	
	Galicia		Galician		Galician	
	Germany				German	
	Ireland		Irish		English, Gaelic, Irish	
		Italia				
	Japan		Japanese			
	Mexico					
		Portugal			Portuguese	
	Russia		Russian		Russian	
	Scotland				English, Gaelic	
		España				
	The U.S.A.				English	
	Wales		Welsh		Welsh (Welsh Gaelic)	

Complete with the correct form of the verb *to be*. Use long forms.

			
1. Where is London? _____ in England.	2. Where are you from? _____ from the USA.	3. Who is that woman? _____ Beyoncé.	4. Who are they? _____ tennis players.
			
5. Who are you? _____ students.	6. Where am I? _____ here.	7. Where is vodka from? _____ Russian.	8. Where are tacos from? _____ Mexican.

ENGLISH
GRAMMAR

To Be + Age

Woodward
ENGLISH

To Be + number + years old

- I **am** 23 years old.
- You **are** 16 years old.
- He **is** 32 years old.
- Mary **is** 45 years old.

Years old is optional.

You can say:

- I am 18 years old. **OR**
- I am 18.

BUT... *years + old*
are always together

- I am 21. ✓
- I am 21 years. ✗
- I am 21 years old. ✓

You can write the age as
numbers or as words.

- I am **12** years old.
- I am **twelve** years old.

He is forty years old. She is 36.
The grandfather is 71 years old. The boy is twelve.



The dog is 3 years old. The baby is 5 months old.

With babies, you can use
months instead of **years**.

- The baby is 4 **months** old.
- She is nine **months** old.

Be Careful - In English we use the
verb **TO BE** and not another verb.

- I have 18. ✗
- I have 18 years. ✗
- I have 18 years old. ✗
- I **am** 18. ✓
- I **am** 18 years old. ✓

The Question: **How old are you?** - I'm _____ years old.

www.grammar.cl

www.woodwardenglish.com

www.vocabulary.cl

Pronunciation

3 T 2.1 Put these countries into the correct columns, A, B, C, D, or E.

England ~~Brazil~~ Australia
~~Spain~~ Japan France Italy

A ●	B ●●	C ●●●	D ●●●●	E ●●●●●
<u>Spain</u> _____	_____	<u>Brazil</u> _____	_____	_____

Cities and countries

4 Write questions and answers.

~~Barcelona~~ Boston Oxford Milan
 Paris Rio de Janeiro Sydney Tokyo

- | | | |
|-------------------------------|-----------|-----------|
| 1 A <u>Where's Barcelona?</u> | 4 A _____ | 7 A _____ |
| B <u>It's in Spain.</u> | B _____ | B _____ |
| 2 A _____ | 5 A _____ | 8 A _____ |
| B _____ | B _____ | B _____ |
| 3 A _____ | 6 A _____ | |
| B _____ | B _____ | |

5 T 2.2 Write the countries.

England Scotland Wales
~~Northern Ireland~~

- 1 Northern Ireland
 2 _____
 3 _____
 4 _____



Where are you from?

he/she, his/her

6 T2.3 Write questions and answers.



- 1 A What's **his** name?
 B His name's **Gianni** .
 A Where's **he** from?
 B He's from **Italy** .



- 4 A _____ name?
 B _____
 A _____ from?
 B _____ from _____ .



- 2 A What's _____ name?
 B Her name's _____ .
 A Where's _____ from?
 B She's from _____ .



- 5 A _____ name?
 B _____
 A _____
 B _____




- 3 A What's _____ name?
 B His name's _____ .
 A Where's _____ from?
 B He's from _____ .



- 6 A _____
 B _____
 A _____
 B _____

I/you, my/your

7 Complete the conversations.



- 1 **Henri** Hello. My name's Henri. **What's** _____ name?
Isabel Isabel.
Henri Where _____ you _____ , Isabel?
Isabel Coimbra, in Portugal. Where _____ from?
Henri _____ from Paris.




- 2 **Henri** _____ , Isabel. _____ are you?
Isabel _____ , thanks. And _____ ?
Henri Very well, _____. Isabel, _____ is Ana. _____ Portugal.
Isabel _____ , Ana.
Ana _____ , Isabel. _____ are you _____ ?
Isabel _____ Coimbra.
Ana Oh, _____ Coimbra, _____ !

Reading

They're from ...

8 **T 2.4** Read and listen.

This is Roberto. He's in Sydney. He's from Italy. He's a computer programmer.



This is Brigitte and Jean-Claude. They're married and they're from France. Brigitte is a teacher and Jean-Claude is a photographer.









This is a photograph of Yumi. She's from Japan. She's a doctor. Her hospital is in the centre of Tokyo.



9 Complete the sentences.

- 1 Roberto is in **Sydney** .
- 2 He's from _____ .
- 3 He's a _____ .
- 4 Brigitte and Jean-Claude are _____ .
- 5 They're from _____ .
- 6 Brigitte is a _____ .
- 7 _____ is a photographer.
- 8 Yumi is from _____ .
- 9 She's a _____ .
- 10 Her _____ is in the centre of Tokyo.

Complete with the affirmative or negative form of the verb *to be*.

			
1. The boy ____ David Bisbal. He ____ Justin Bieber.	2. Adele ____ from Mexico. ____ from England.	3. Chocolates ____ German. ____ Swiss.	4. The Kilt ____ Welsh. ____ Scottish.
			
5. They ____ teachers. ____ football players.	6. I ____ from South Africa. I am _____.	7. Michael Phelps ____ from the USA. ____ Australian.	8. Rosalía ____ Italian. ____ Galician.

	Singular		Plural	
	this		these	
	that		those	

			
This map is £3.	That map is £3.	These umbrellas are £10.	Those umbrellas are £10.

Complete with *this*, *that*, *these*, *those*.

<p>1. A: How much is ___ bag? B: It's £10.</p>	<p>2. A: How much is ___ T-shirt? B: It is £10.</p>	<p>3. A: How much are ___ mugs? B: They're £2.</p>	<p>4. A: How much are ___ postcards? B: They are £1.</p>

2 T 3.2 Write questions and answers.

<p>1 A What's his job? B He's a nurse.</p>	<p>2 A What's her job? B She's a police officer.</p>	<p>3 A _____ B _____</p>	<p>4 A _____ B _____</p>
<p>5 A _____ B _____</p>	<p>6 A _____ B _____</p>	<p>7 A _____ B _____</p>	<p>8 A _____ B _____</p>

Negatives – isn't

3 T 3.3 Write sentences with *is* and *isn't*.



he / student ✗ / teacher ✓

- 1 He isn't a student.
He's a teacher.



she / doctor ✗ / nurse ✓

- 2 _____



he / businessman ✗ / police officer ✓

- 3 _____



she / taxi driver ✗ / shop assistant ✓

- 4 _____

Address, phone number . . .

4 Write the words on the identity card.

Address	Age	Country	Job
Married?	Phone number	Name	

	Name	Rosalinda Cantarelli
		Italy
		33 via Pavan, Milan
		482 9762
		23
		Nurse
		Yes

Questions and short answers

5 Write the questions.

- 1 What's her name?
Rosalinda Cantarelli.
- 2 _____ ?
Italy.
- 3 _____ ?
33 via Pavan, Milan.
- 4 _____ ?
482 9762.
- 5 _____ ?
She's 23.
- 6 _____ ?
She's a nurse.
- 7 _____ ?
Yes, she is.

6 Answer these questions about Rosalinda Cantarelli.
Use short answers.

- | | |
|--|----------------------------|
| 1 Is Rosalinda from the United States? | 5 Is she 23? |
| <u>No, she isn't.</u> | _____ |
| 2 Is she from France? | 6 Is she a shop assistant? |
| _____ | _____ |
| 3 Is she from Italy? | 7 Is she a nurse? |
| _____ | _____ |
| 4 Is she 22? | 8 Is she married? |
| _____ | _____ |

	SIMBOLO FONETICO	VOCALES EN POSICION FINAL	DELANTE DE CONSONANTE SONORA	DELANTE DE CONSONANTE SORDA
1	i:	see (ver)	need (necesidad)	leaf (hoja)
2	I	city (ciudad)	big (grande)	if (si)
3	e		egg (huevo)	dress (vestido)
4	æ		man (hombre)	black (negro)
5	a:	star (estrella)	farm (granja)	part (parte)
6	ʌ		sun (sol)	dust (polvo)
7	ɔ:	law (ley)	corn (grano)	fork (tenedor)
8	ɒ		fog (niebla)	cross (cruz)
9	u:	blue (azul)	moon (luna)	roof (techo)
10	ʊ		good (bueno)	put (poner)

11	ə:	sir (señor)	curl (rizo)	pert (petulante)		
12	ə	better (mejor)	forget (olvidar)	apart (aparte)		
13	eɪ	May (mayo)	train (tren)	cake (torta)	lady (señora)	baby (bebé)
14	oʊ	so (así)	nose (nariz)	rose (rosa)	soap (jabón)	toast (tostado)
15	aɪ	dry (seco)	spy (espía)	fine (agradable)	mile (milla)	time (tiempo)
16	aʊ	cow (vaca)	clown (payaso)	mouse (ratón)	pound (libra)	cloud (nube)

17 **ɔɪ** **toy** (juguete) **oil** (petróleo) **coin** (moneda) **point** (punto) **noisy** (ruidoso)

18 **ɪə** **dear** (querido) **near** (cerca) **fear** (miedo) **tear** (lágrima) **beer** (cerveza)

19 **ɛə** **pear** (pera) **air** (aire) **hair** (cabello) **tare** (tara) **rare** (raro)

20 **ʊə** **poor** (pobre) **moor** (páramo) **lure** (cebo) **cure** (cura) **fury** (furia)