



# VIDEOTUTORIAL 2.- MUSICAL COMPOSITION



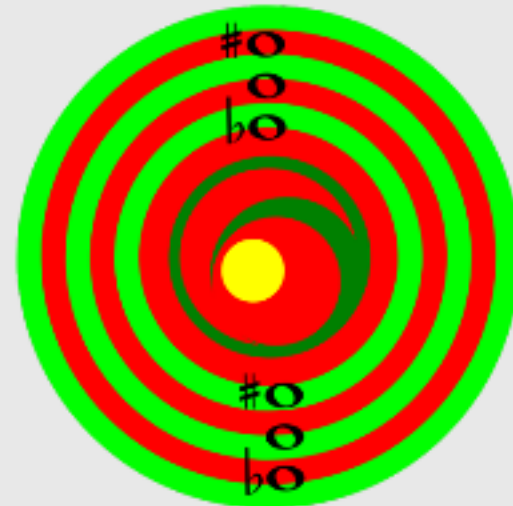
# Where do we start?



**STEP 1.- MUSICAL CREATION PROCESS**



**4  
STEPS**



# IDEAS

1-Music a poem.

2-Create loops: rhythm pattern.

1- FIRST LYRICS AND THEN  
STRUCTURE+ ACCOMPANIMENT.

2- FIRST LOOPS AND THEN  
BASS LINE+CHORDS+STRUCTURE.



# INSPIRATION

Anywhere: cinema,  
videogames, supermarket,  
math classes...

- SING ANY TUNE YOU HAVE IN YOUR HEAD.
- RECORD THE MELODY.
- INDIVIDUAL OR GRUPAL PROCESS.





# MUSICAL GENRE

Choose the musical genre with which our band identify themselves.

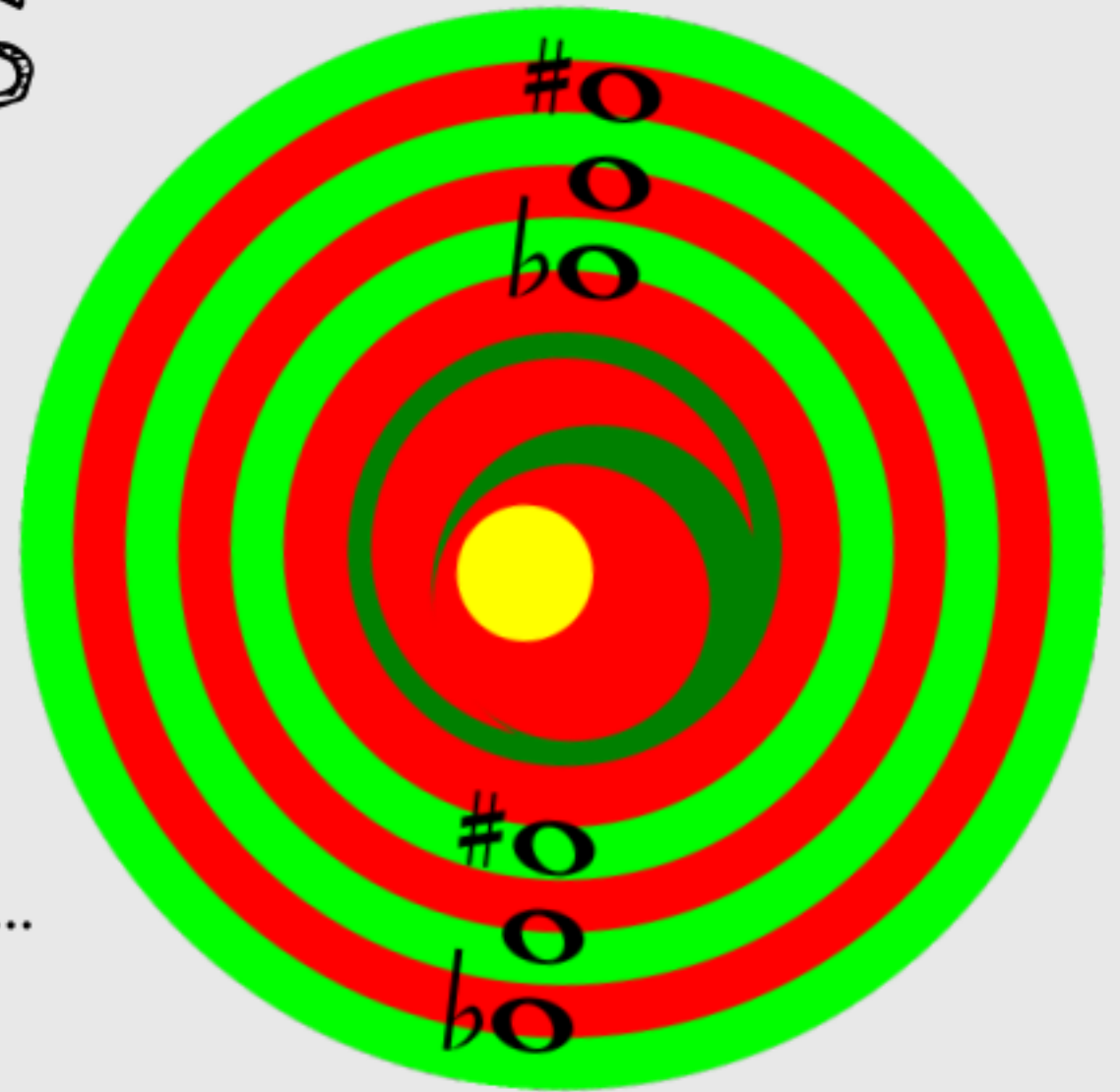
- LISTEN TO DIFFERENT MUSIC BANDS.
- CHOOSE RHYTHMS, RIFFS, LOOPS.
- THINK ABOUT VOICES & INSTRUMENTS.



# MUSICAL ELEMENTS

Lyrics, rhythm,  
accompaniment,  
structure...

- STRUCTURE: INTRO-VERSES-CHORUS-OUTRO...
- MELODY: LYRICS, MUSICAL SCALE...
- KEY: CHORDS, ROOTS...
- RHYTHM: TIME SIGNATURE, BEATS, LOOPS...





What inspires us?  
a poem, a person,  
a personal or social problem...



**STEP 2.- MUSIC LYRIC & POEMS**



# MELODY

1-WRITE LYRICS OR POEM.

2-SING THE POEM.

3-RECORD THE TUNE.



# LYRICS & TOPIC

- TITLE: ATTRACTIVE, CONECTED WITH TOPIC.
- VERSES: INFORMATION ABOUT STORY, PERSONS, PLACES, DETAILS.
- CHORUS: CATCHY, EXPRESS FEELINGS.
- 1 MUSICAL NOTE=1 SYLLABUS.





A good musical base & rhythm  
will make us dance...



**STEP 3.- CREATE LOOPS**

# STRUCTURE

1-SONG SECTIONS.

2-ORGANIZE & ORDER THE SECTIONS.

3- INTRO - VERSES - CHORUS -  
BRIDGE - SOLOS - OUTRO...





# RHYTHM

- 1-CHOOSE: Binary, Ternary, Quaternary.
- 2-CREATE A CATCHY RHYTHMIC PATTERN.
- 3- REPEAT THE RHYTHM: LOOP.



# HARMONIC ACCOMPANIMENT

- MAIN KEY:  
Do Major / La minor...
- MUSICAL SCALE.
- MAIN CHORDS:  
I - IV - V.

