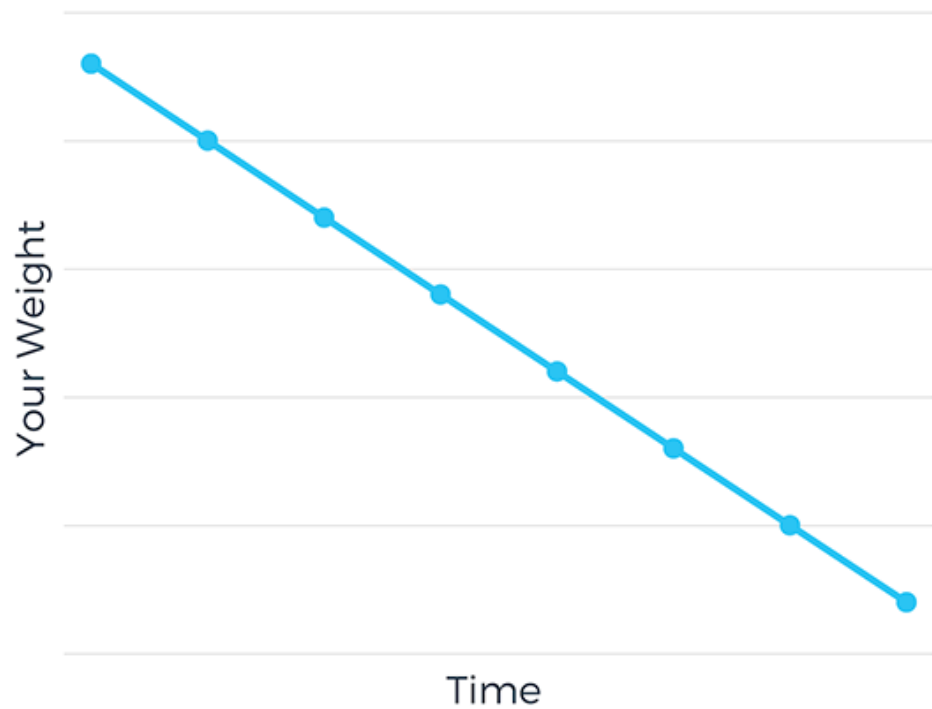




ENGLISH AS A SECOND LANGUAGE (ESL)

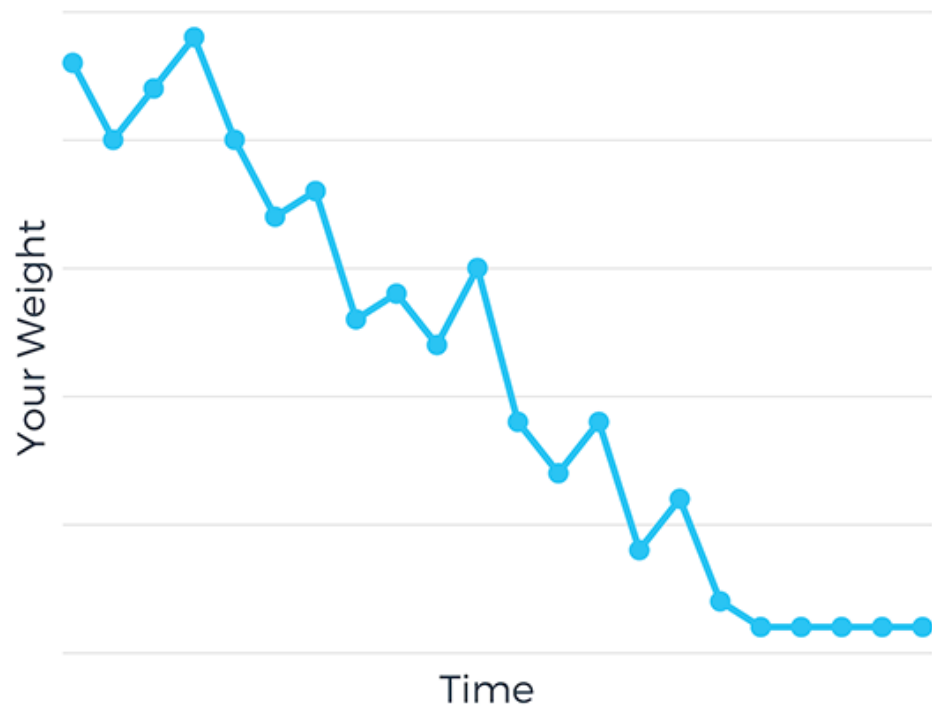
EOI VILAGARCÍA2025-2026

How You Think Weight Loss Works



VS

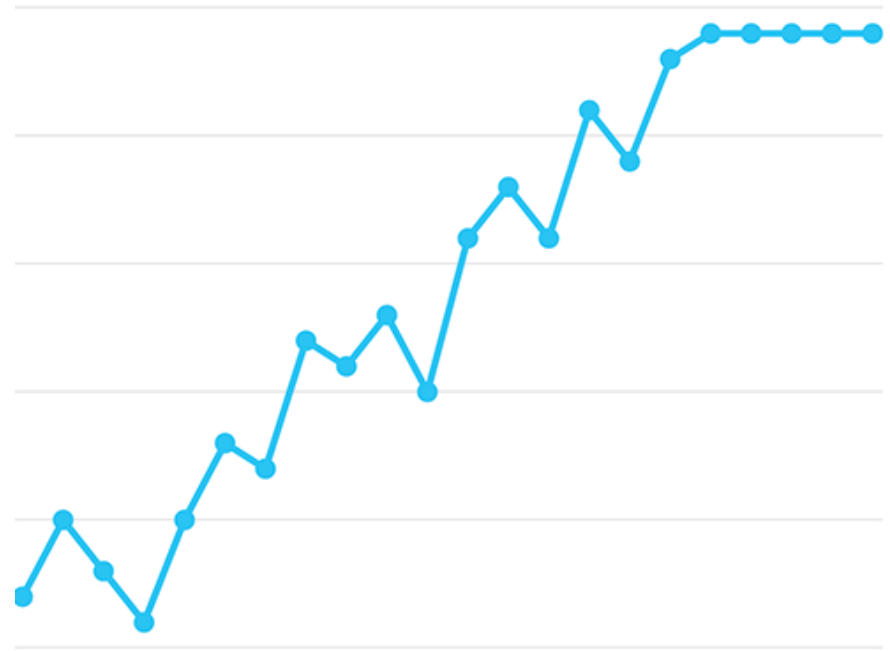
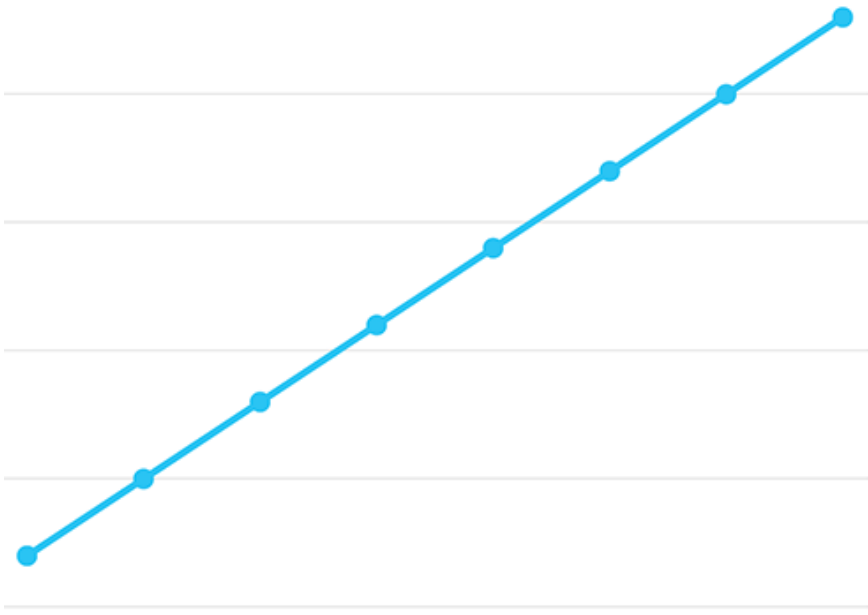
How Weight Loss Really Works



How do you think learning languages works

How learning languages actually works

VS



Learning to learn

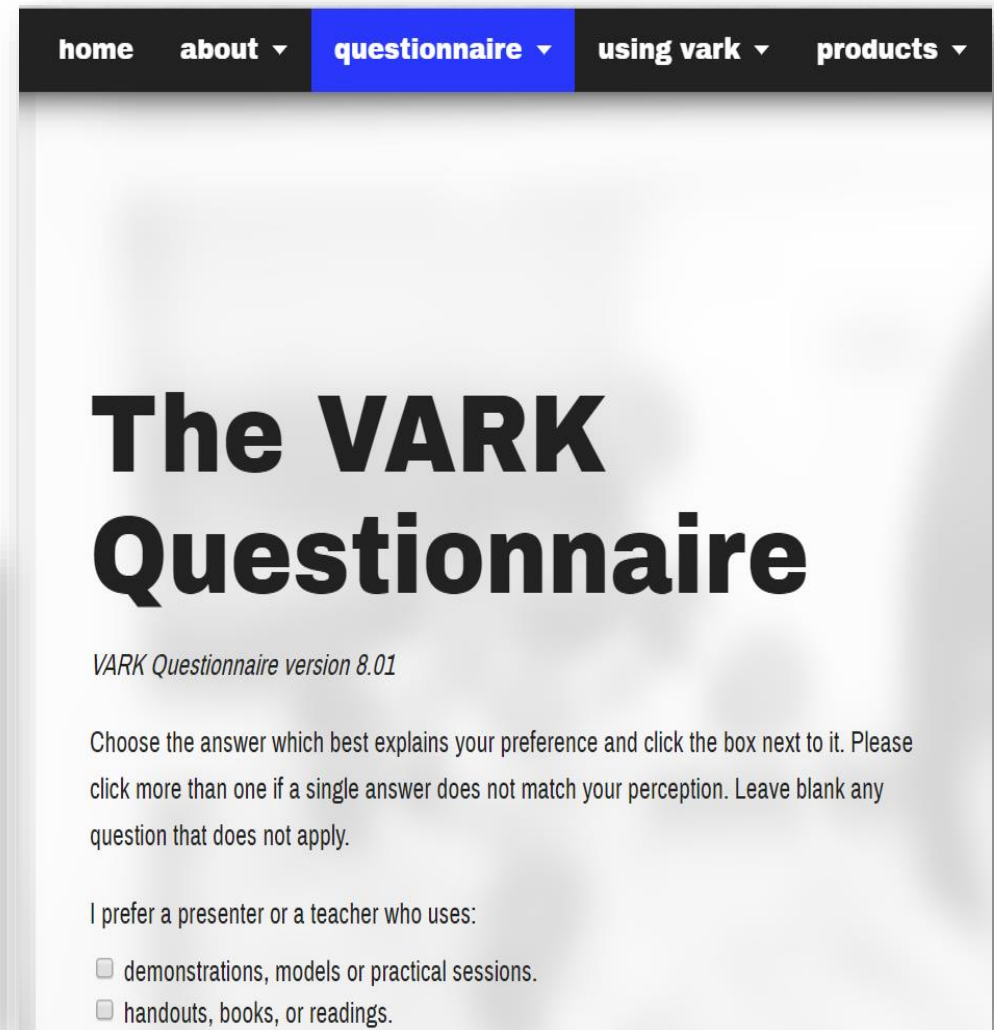
- WHAT ARE YOUR LEARNING PREFERENCES?
 - VISUAL?
 - AURAL?
 - READ/WRITE?
 - KINESTHETIC?

Your VARK Results

Your learning preference:
Multimodal (VAK)

Your scores were:

- Visual 9
- Aural 7
- Read/Write 3
- Kinesthetic 11



The screenshot shows the top navigation bar with links for 'home', 'about', 'questionnaire', 'using vark', and 'products'. The 'questionnaire' link is highlighted in blue. Below the navigation bar, the main heading reads 'The VARK Questionnaire' in a large, bold, black font. Underneath the heading, it says 'VARK Questionnaire version 8.01'. The main content area contains instructions: 'Choose the answer which best explains your preference and click the box next to it. Please click more than one if a single answer does not match your perception. Leave blank any question that does not apply.' Below this, there is a question: 'I prefer a presenter or a teacher who uses:' followed by two radio button options: 'demonstrations, models or practical sessions.' and 'handouts, books, or readings.'

Learning to learn

- How do children learn/acquire languages?

Finish the sentences with a likely word.



Learning to learn

- How do children learn/acquire languages?

Finish the sentences with a likely word.

It begins e _____



Learning to learn

- How do children learn/acquire languages?

Finish the sentences with a likely word.

*It begins **early***

It happens f_____



Learning to learn

- How do children learn/acquire languages?

Finish the sentences with a likely word.

*It begins **early***

*It happens **fast***

*No two children are the **same***

Errors are g_____



Learning to learn

Learning to learn

- How do children learn/acquire languages?

PAIR WORK!

Student A will read a fragment out loud, and you will need to match it with the right heading.

Take turns.



How children learn language

There are five things that every parent should know about how children learn language.

It begins early

It happens fast

No two children are the same

Errors are good

It's what you say

Between age two and six, children average ten new words a day. By age six, they have a vocabulary of about 14,000 words, and over the next few years, they learn as many as twenty new words per day. At the beginning, they rely on simple strategies. One is to assume that new words refer to objects, rather than to colour, or texture, or activities. If a father points to a sheep and says *sheep*, his eighteen-month-old daughter assumes that 'sheep' refers to the animal itself, not to the fact that it's white, or woolly, or

Some children are initially better than others at identifying individual words and at pronouncing them clearly. By eighteen months, they can name people (*Daddy, Mummy*) and objects (*cat, car*), and they use simple words like *up, hot, and hungry* to describe how they feel and what they want. Other children memorize and produce relatively large chunks of speech, even though they are often poorly articulated: *whatsat*.

Learning to learn

- How do children learn/acquire languages?
 - 1. Imitation / repetition ?
 - 2. Trial and error?
 - 3. Time of exposure ?
 - 4. All of the above



Learning to learn

- How do we learn second languages?
 - 1. Imitation / repetition?
 - 2. Trial and error?
 - 3. Time of exposure ?
 - 4. All of the above



Learning to learn

How have you learnt English so far outside the classroom?

- 1. Reading books in English?
- 2. Watching TV in English?
- 3. Speaking with friends?
- 4. Others?



Learning to learn

How has your English learning being more significant?


- 1. In lessons?
- 2. Preparing for an exam?
- 3. In the real world?
- 4. *Doing* something with the language?
- Are there any memorable anecdotes for you related to English language learning?



Learning to learn

- Is it EASY or HARD to learn Spanish?

LEARNING
IS
FUN



- <https://www.youtube.com/watch?v=KhMeI-J6n0U>

Learning to learn

- STUDYING and LEARNING **VOCABULARY**
 2. Checklist of common errors.

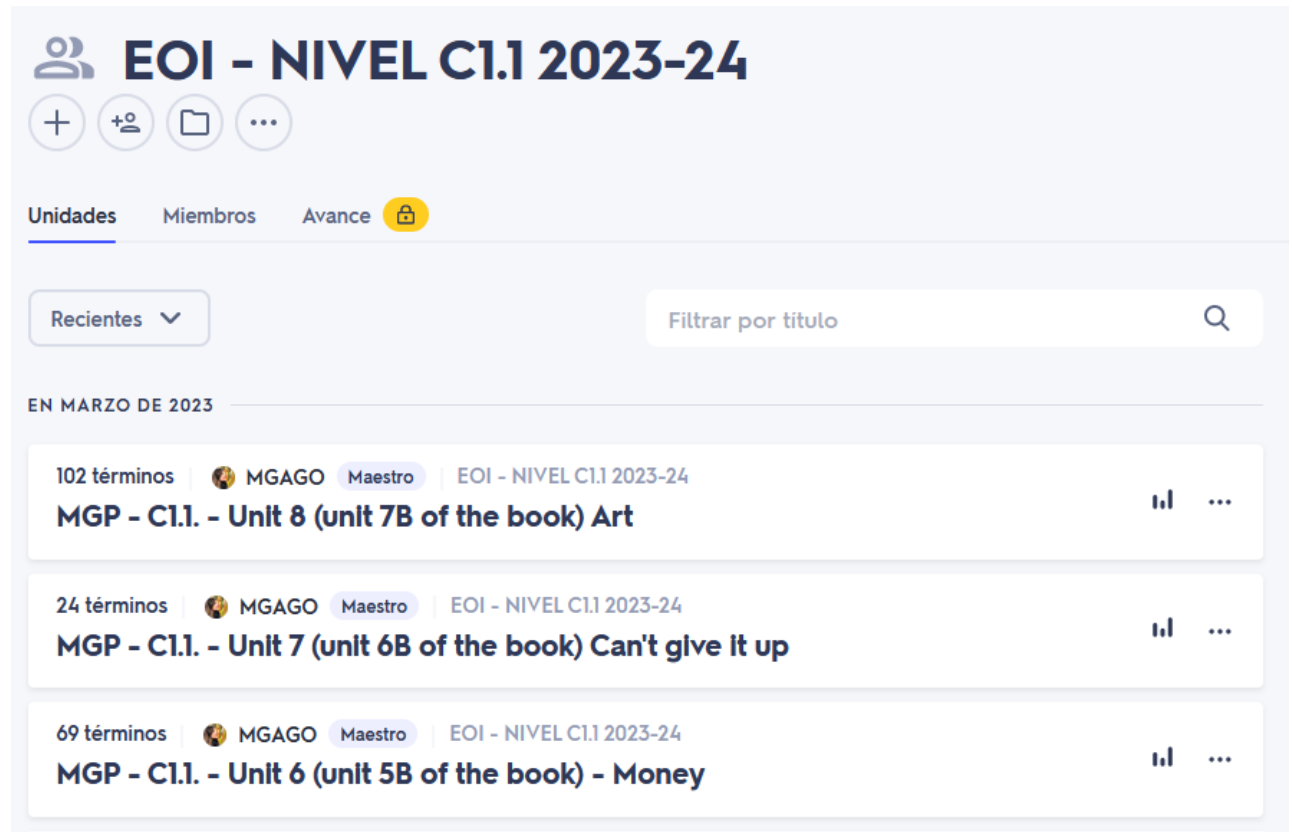


Learning to learn

- STUDYING and LEARNING **VOCABULARY**
 1. Studying and learning vocabulary.
 2. Studying and learning vocabulary.
 3. Keeping a vocabulary file.



Quizlet



The screenshot shows a Quizlet study set page for 'EOI - NIVEL C1.1 2023-24'. The page is organized into units, with the 'Avance' unit selected. It displays a list of recent study sets created in March 2023, including 'MGP - C1.1. - Unit 8 (unit 7B of the book) Art', 'MGP - C1.1. - Unit 7 (unit 6B of the book) Can't give it up', and 'MGP - C1.1. - Unit 6 (unit 5B of the book) - Money'. Each entry shows the number of terms, the creator (MGAGO), the level (Maestro), and the unit name.

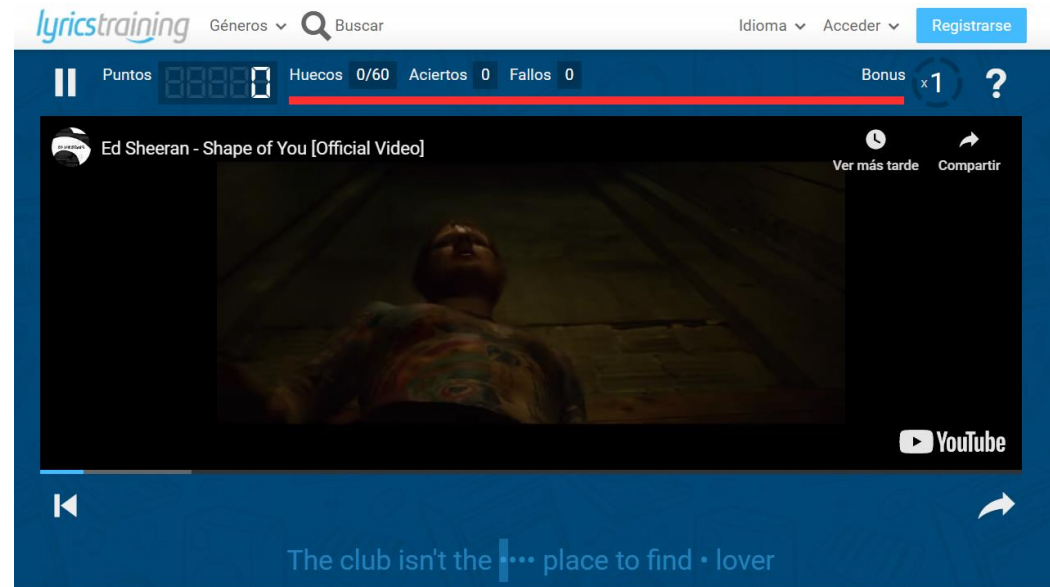
Unit	Terms	Creator	Level	Unit Name
Avance	102 términos	MGAGO	Maestro	MGP - C1.1. - Unit 8 (unit 7B of the book) Art
Avance	24 términos	MGAGO	Maestro	MGP - C1.1. - Unit 7 (unit 6B of the book) Can't give it up
Avance	69 términos	MGAGO	Maestro	MGP - C1.1. - Unit 6 (unit 5B of the book) - Money

Learning to learn

- STUDYING and LEARNING **VOCABULARY**

4. Listen to music

<https://es.lyricstraining.com/>



The screenshot displays the lyricstraining website interface. At the top, there is a navigation bar with the logo 'lyricstraining', a dropdown menu for 'Géneros', a search bar labeled 'Buscar', and options for 'Idioma', 'Acceder', and 'Registrarse'. Below the navigation bar, a progress bar shows 'Puntos' (8888), 'Huecos' (0/60), 'Aciertos' (0), and 'Fallos' (0). A 'Bonus' multiplier of 'x1' is also visible. The main content area features a video player for 'Ed Sheeran - Shape of You [Oficial Video]'. The video player includes a play/pause button, a progress bar, and a 'Ver más tarde' button. The video player is embedded within a YouTube frame, as indicated by the YouTube logo in the bottom right corner. At the bottom of the interface, there is a subtitle: 'The club isn't the place to find a lover'.

Learning to learn

- IMPROVING YOUR **LISTENING SKILLS**

TIPS to improve your English understanding.

*Brainstorming **your** ideas!*

1. Listen to anything that you like

2.

3.

4.

5.



Learning to learn

- IMPROVING YOUR **LISTENING SKILLS**

1: SPOTIFY

2: [12 best English podcasts to learn English at any level](#)

3: VOA LEARNING ENGLISH

4: ELLLO



Learning to learn



What makes spoken
English hard to understand
for learners?

Learning to learn

If u hav a por memory, yor chances of becumming a good speller ar lo. But wors stil, yor chances of lerning to read ar not good either, because of nonsens like 'cow-crow, dream-dreamt, friend-fiend' and hundreds mor like them.

Learning to learn

sound–spelling relationships

🔍 Learning spelling rules or patterns

The English Spelling Society would like to simplify spelling by removing all the irregularities. However, estimates suggest that around 80% of English words are pronounced according to a rule or pattern, e.g. the letter *h* before a vowel is almost always pronounced /h/.

Pair work!

a With a partner, say each group of words aloud. How are the pink letters pronounced? Circle the different word in each group if there is one.

1 /h/ dishonest heart herb himself inherit	5 /dʒ/ enjoy jealous job journalist reject	9 /ɜ:/ reporter work world worse worth
2 /əʊ/ allow borrow elbow overthrow shallow	6 /tʃ/ achieve catch challenging charge chorus	10 /ɜ:/ birth dirty firm third T-shirt
3 /aɪ/ compromise despite quite river write	7 /s/ seem sense sure sympathetic synonym	
4 /w/ whenever where which whose why	8 /ɔ:/ awful drawback law raw yawn	

Learning to learn

a With a partner, say each group of words aloud. How are the pink letters pronounced? Circle the different word in each group if there is one.

1 /h/

dishonest
heart
herb
himself
inherit

5 /dʒ/

enjoy
jealous
job
journalist
reject

9 /ɜ:/

reporter
work
world
worse
worth

2 /əʊ/

allow
borrow
elbow
overthrow
shallow

6 /tʃ/

achieve
catch
challenging
charge
chorus

10 /ɜ:/

birth
dirty
firm
third
T-shirt

3 /aɪ/

compromise
despite
quite
river
write

7 /s/

seem
sense
sure
sympathetic
synonym

4 /w/

whenever
where
which
whose
why

8 /ɔ:/

awful
drawback
law
raw
yawn

Look at the spelling patterns in a. Now decide how you think the words from the list below are pronounced. Check their pronunciation and meaning with your teacher or with a dictionary.

chime howl jaw whirl worm

Learning to learn

4 LISTENING

🔍 Understanding accents

Many English words can be pronounced in different ways, depending on where you come from. For example, *herb* is pronounced /hɜ:b/ in British English, but /ɜ:rb/ in American English; *bath* is pronounced /bæθ/ in northern England, but /bɑ:θ/ in standard English, or RP (Received Pronunciation). RP is the accent used in dictionaries to indicate the pronunciation of a word. Listening to speakers with different accents will make a huge difference to your ability to communicate with English speakers.



Learning to learn

4 LISTENING

🔍 Understanding accents

Many English words can be pronounced in different ways, depending on where you come from. For example, *herb* is pronounced /hɜ:b/ in British English, but /ɜ:rb/ in American English; *bath* is pronounced /bæθ/ in northern England, but /bɑ:θ/ in standard English, or RP (Received Pronunciation). RP is the accent used in dictionaries to indicate the pronunciation of a word. Listening to speakers with different accents will make a huge difference to your ability to communicate with English speakers.



🔊 2.13 Listen to eight people talking about where they're from. Answer the questions.

- 1 Which person, 1–8, do you think speaks with RP?
- 2 Which two people do you think don't speak English as a first language?
- 3 Can you match any of the accents to the countries from the list?

<input type="checkbox"/>	Australia	<input type="checkbox"/>	England (RP)	<input type="checkbox"/>	Ireland	<input type="checkbox"/>	Lithuania
<input type="checkbox"/>	Scotland	<input type="checkbox"/>	South Africa	<input type="checkbox"/>	Spain	<input type="checkbox"/>	the USA

Learning to learn

4 LISTENING

🔍 Understanding accents

Many English words can be pronounced in different ways, depending on where you come from. For example, *herb* is pronounced /hɜ:b/ in British English, but /ɜ:rb/ in American English; *bath* is pronounced /bæθ/ in northern England, but /bɑ:θ/ in standard English, or RP (Received Pronunciation). RP is the accent used in dictionaries to indicate the pronunciation of a word. Listening to speakers with different accents will make a huge difference to your ability to communicate with English speakers.



🔊 2.13 Listen to eight people talking about where they're from. Answer the questions.

- 1 Which person, 1–8, do you think speaks with RP?
- 2 Which two people do you think don't speak English as a first language?
- 3 Can you match any of the accents to the countries from the list?

<input type="checkbox"/> 5	Australia	<input type="checkbox"/> 4	England (RP)	<input type="checkbox"/> 2	Ireland	<input type="checkbox"/> 3	Lithuania
<input type="checkbox"/> 1	Scotland	<input type="checkbox"/> 8	South Africa	<input type="checkbox"/> 6	Spain	<input type="checkbox"/> 7	the USA

Learning to learn

- **READING:**

If you want to improve your reading:

1. you can guess the gist through the context of the text.
2. you can translate what you don't know and you can make a note with them.
3. you can go through the text again.

Learning to learn

- IMPROVING YOUR **READING SKILLS**

TIPS to improve your English understanding:

1. Read graded novels
2. Watch the news or another audiovisual in English
3. Follow journalists, influencers that write about your hobbies.
4. Communicate with native people online
5. Search for information about your job

Learning to learn

- IMPROVING YOUR **READING SKILLS**

Tools to improve your English understanding:

1. [EOI Vilagarcía's Koha catalogue](#)
2. [Graded Reading](#)
3. [The Big Project - news](#)

Learning to learn

- **SPEAKING** :

If you want to improve your speaking:

1. Look for opportunities to practise
2. Don't be afraid of making mistakes
3. Listen to other people and imitate them.
4. Watch films and listen to music to learn vocabulary.

Learning to learn

- IMPROVING YOUR **SPEAKING SKILLS**

TIPS to improve your English oral production:

1. Make the most of your English tutored classes.
2. Speak up, do not worry about grammar!
3. Get help of a native speaker around your area
4. Watch tv series in order to pick up structures, lexis to use later.
5. Join in speaking clubs around you.

Learning to learn

- IMPROVING YOUR **SPEAKING SKILLS**

Tools to improve your English oral production:

1. [Tandem](#)
2. [AmE pronunciation](#) and
3. [Sounds right App](#)

Learning to learn

- IMPROVING YOUR **WRITING SKILLS**

TIPS to improve your English written production:

C1 - good to review

[Duolingo](#)

Learning to learn

- IMPROVING YOUR **WRITING SKILLS**

Tools to improve your English written production:

1. [Grammarly](#)
2. [Listen and Write](#)
3. [Improve your writing](#)
4. [Postcrossing](#)



Learning to learn

• FINAL TASK

We will do this in class.

Context


A friend of yours has recently joined foreign language lessons, but she wants some advice to become an independent learner.

Write back giving her some advice.

Detailing the task, **WHAT TO DO BEFORE CLASS.**

THINK ABOUT THREE TIPS FOR YOUR FRIEND TO IMPROVE THEIR LANGUAGE COMMAND.

INCLUDE TWO ONLINE TOOLS AND SAY WHY IT IS WORTH USING THEM.



The image is a screenshot of the British Council website. At the top left is the British Council logo. Below it is a navigation menu with links for 'Courses', 'Skills', 'Grammar', 'Vocabulary', 'Business English', and 'General English'. Below the navigation menu is a breadcrumb trail: 'Home » Skills » Writing » C1 Advanced writing'. The main heading of the page is 'An email to a friend'. Below the heading is a photograph of two elderly women sitting at a table in a kitchen, looking at a tablet together. Below the photograph is the text: 'Learn how to write an email to a friend. Do the preparation task first. Then read the text and tips and do the exercises.'