

**Método Takedinorum para a aprendizaxe da Percusión Corporal**

CFR Ferrol

F2101020

Sábado, 29 de febrero de 2022, tarde.

**8.- Vídeo 1.4 Toko**

4ºvídeo del nivel 1 de la colección "21 vídeos":

- <https://www.takedinorum.com/0104toko>

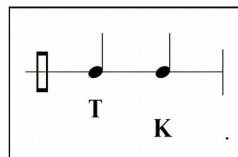
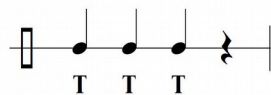
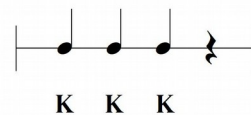
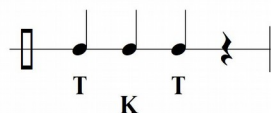
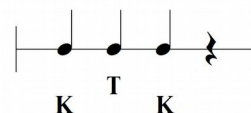





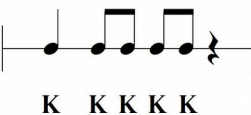
Objetivos del vídeo:

- Explorar la vocal "o", es decir, las palmadas sobre el muslo derecho (to) y el izquierdo (ko).
- Explorar ritmos con negras, corcheas y semicorcheas.

**2ºESO- Ficha 6 Takedinorum - Vídeo 1.4.Toko****Sílabas takedinorum:**

to = palma derecha en el muslo derecho


ko = palma izquierda en el muslo izquierdo

**Ritmos:** negras, corcheas, semicorcheas**1****2****3****4****5****6****7****8****9****10**


## 2°ESO- Ficha 6

2/3


11




12




13




14




15




16



17




18




19



20



21




22



2ºESO- Ficha 6

3/3

23



24




25




26




27




28



29



30



To



Ko