






Las vocales



Nombre:


Fecha:

1. Colorea




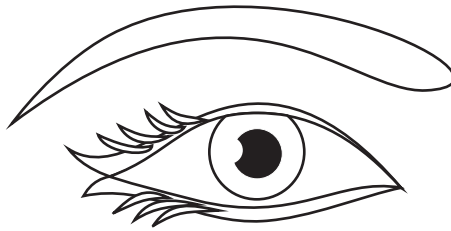



Oso

oveja



2. Colorea los dibujos cuyos nombres empiezan con la vocal o.











Nombre:


Fecha:



3. Repasa la vocal o en mayúscula.



4. Repasa la vocal o en minúscula.



Nombre:

Fecha:



5. Repasa la o minúscula.

Handwriting practice lines for the lowercase letter 'o'. The first row contains five dotted 'o's for tracing. The second row contains five dotted 'o's for tracing. The third row contains three dotted 'o's for tracing. The fourth row contains two dotted 'o's for tracing. The fifth row contains one dotted 'o' for tracing. The remaining rows are empty for independent practice.


6. Repasa la O mayúscula.

Handwriting practice lines for the uppercase letter 'O'. The first row contains five dotted 'O's for tracing. The second row contains five dotted 'O's for tracing. The third row contains three dotted 'O's for tracing. The fourth row contains two dotted 'O's for tracing. The fifth row contains one dotted 'O' for tracing. The remaining rows are empty for independent practice.

Nombre:

Fecha:

7. Relaciona la vocal **o** con las palabras que la continen.




oveja

mesa

oso

loro

8. Encierra todas las vocales **o** que encuentres.



Nombre:

Fecha:


9. Observa las imágenes y completa los nombres con la vocal o.



c__nej__



__s__



__j__



b__ca

10. Colorea las palabras que contengan la vocal o.

cama

pelota

sala

escalera

olla

pizza

piojo

pala

ola