



Las vocales

e

E

e


E



Nombre:

Fecha:

1. Colorea







Elefante

enano



2. Colorea los dibujos cuyos nombres empiezan con la vocal **e**.



Nombre:

Fecha:



3. Repasa la vocal **e** en mayúscula.

E

E

E

E

E

E

E

E

4. Repasa la vocal **e** en minúscula.

e

e

e

e

e

e

e

e

Nombre:

Fecha:



5. Repasa la e minúscula.

Handwriting practice lines for the lowercase letter 'e'. The first row contains five dotted 'e' characters for tracing. The second row contains five dotted 'e' characters for tracing. The third row contains three dotted 'e' characters for tracing. The fourth row contains two dotted 'e' characters for tracing. The fifth row contains one dotted 'e' character for tracing. The remaining rows are empty for independent practice.

6. Repasa la e mayúscula.

Handwriting practice lines for the uppercase letter 'E'. The first row contains five dotted 'E' characters for tracing. The second row contains five dotted 'E' characters for tracing. The third row contains three dotted 'E' characters for tracing. The fourth row contains two dotted 'E' characters for tracing. The fifth row contains one dotted 'E' character for tracing. The remaining rows are empty for independent practice.

Nombre:

Fecha:

7. Relaciona la vocal **e** con las palabras que la contienen.

e


enano

mesa

oso

escalera


8. Encierra todas las vocales **e** que encuentres.



Nombre:

Fecha:

9. Observa las imágenes y completa los nombres con la vocal e.



--l--fant--



--str--lla



pi--



ab--ja

10. Colorea las palabras que contengan la vocal e.

mesa

pelota

sala

escalera

olla

avión

León

pala

pie