



Las vocales

a

A

a

A



Nombre:

Fecha:

1. Colorea




Ardilla

avión



2. Colorea los dibujos cuyos nombres empiezan con la vocal a.



Nombre:

Fecha:



3. Repasa la vocal **a** en mayúscula.

A

A

A

A

A

A

A

A

4. Repasa la vocal **a** en minúscula.

a

a

a

a

a

a

a

a

Nombre:

Fecha:



5. Repasa la **a** minúscula.

Handwriting practice lines for the lowercase letter 'a'. The first row contains five dotted 'a's for tracing. The second row contains five dotted 'a's for tracing. The third row contains three dotted 'a's for tracing. The fourth row contains two dotted 'a's for tracing. The fifth row contains one dotted 'a' for tracing. The remaining rows are empty for independent practice.

6. Repasa la **A** mayúscula.

Handwriting practice lines for the uppercase letter 'A'. The first row contains five dotted 'A's for tracing. The second row contains five dotted 'A's for tracing. The third row contains three dotted 'A's for tracing. The fourth row contains two dotted 'A's for tracing. The fifth row contains one dotted 'A' for tracing. The remaining rows are empty for independent practice.

Nombre:

Fecha:

7. Relaciona la vocal **a** con las palabras que la contienen.

a


araña

manzana

oso

piña


8. Encierra todas las vocales **a** que encuentres.




Nombre:

Fecha:

9. Observa las imágenes y completa los nombres con la vocal **a**.




__bej__



v__c__



__l__



__nillo

10. Colorea las palabras que contengan la vocal **a**.

ala

pelota

pie

pito

olla

avión

niño

pala

sala