

A vibrant, magical illustration of a forest floor. In the center, a glowing green plant seedling with two leaves and a curling stem grows out of a mound of dark brown soil. The soil is rich with roots and small white particles. Surrounding the soil are various colorful flowers in shades of yellow, blue, purple, and orange. There are also several mushrooms, some with red caps and white stems, and some with blue caps. The background is a lush green forest with tall trees and sunlight filtering through the canopy, creating a warm, golden glow. The overall scene is whimsical and enchanting.

O Marabilloso Mundo das Plantas

Ciencias da Natureza – 2.º de Primaria

As plantas son seres vivos!



Para vivir necesitan:



1. Auga



2. Luz do sol

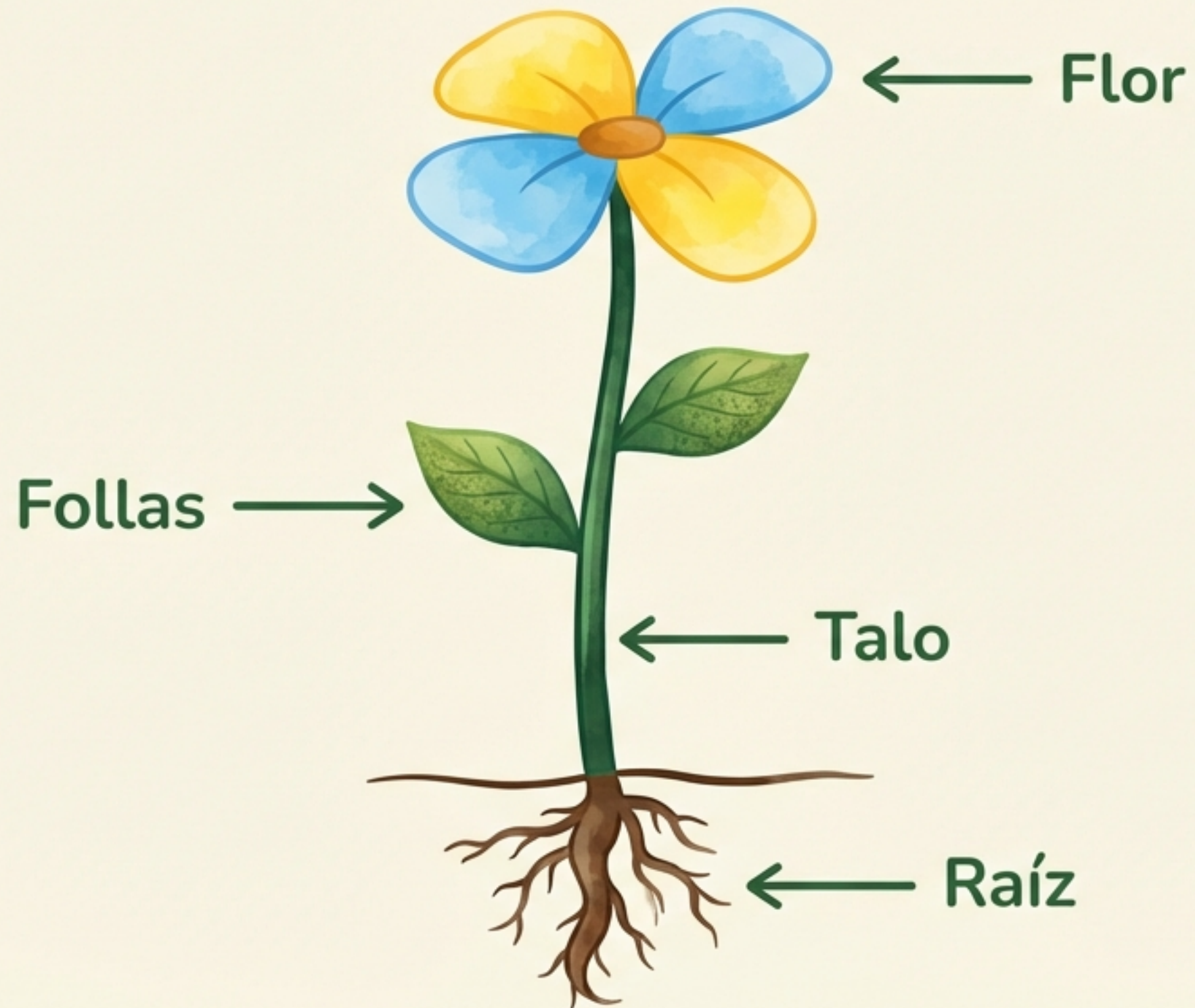


3. Terra



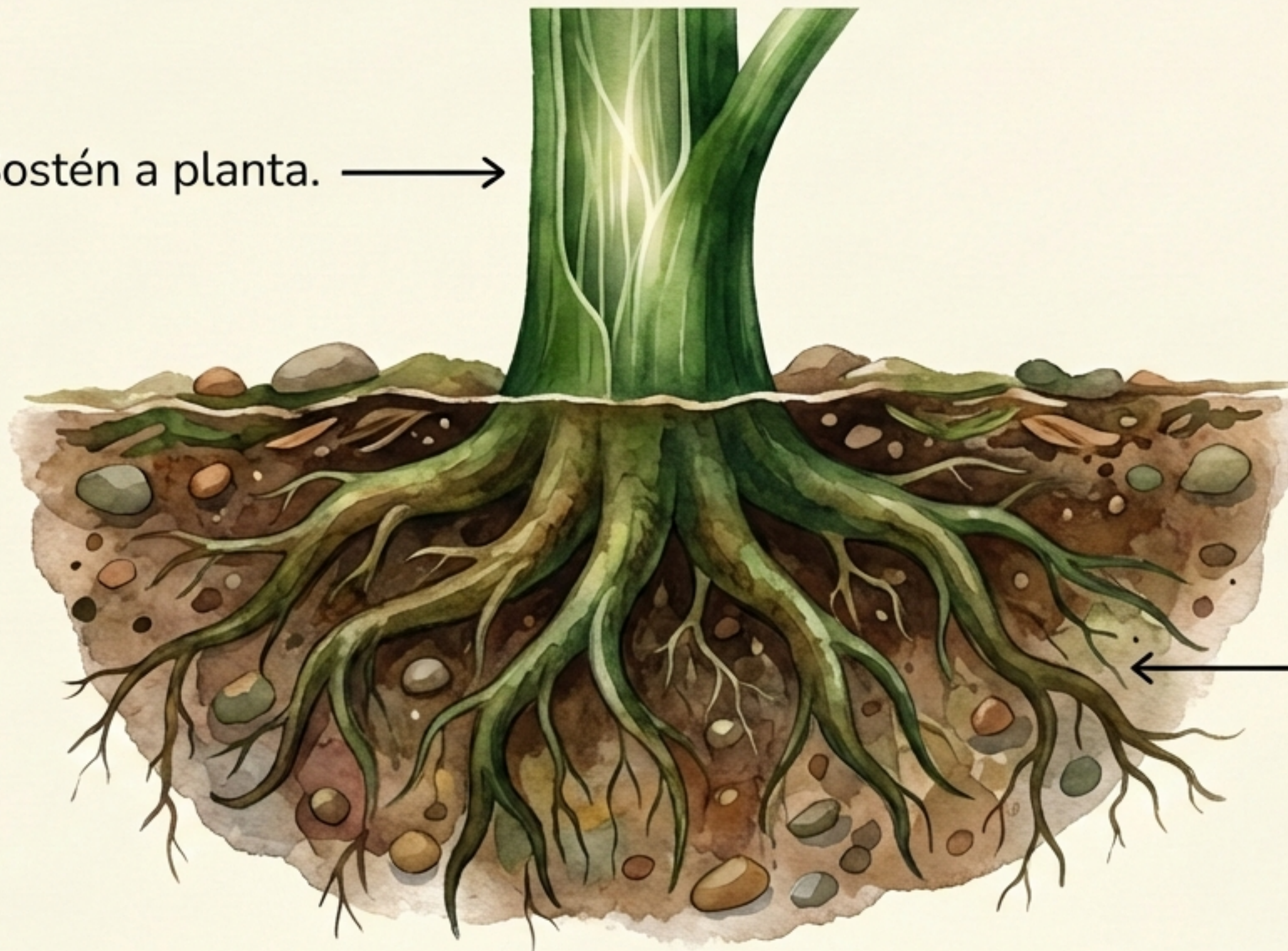
4. Aire

As Partes da Planta



A Raíz e o Talo

Talo: Sostén a planta. →



← **Raíz:** Suxeita a planta á terra.

As Follas e a Flor

Follas: Captan a luz do sol.



Flor: Aquí nacen as sementes.



Tipos de Plantas 2

Clasificámolas segundo o seu talo:



1. Árbores



2. Arbustos



3. Herbas

As Árbores

Talo duro e grosso (Tronco)



Folla Caduca (Ex: Carballo)



Folla Perenne (Ex: Piñeiro)

Os Arbustos



Teñen o talo duro.
As ramas nacen desde o chan.
Non son tan altos coma as
árbores.
Exemplo: A Roseira

As Herbas

Son plantas baixas.
O talo é fino, verde e flexible.

Plantas do Deserto

Viven en lugares con pouca auga.




Cacto



Palmeira

O Ciclo da Vida: O Nascimento



**Coa humidade, as sementes xermolan.
Brotan novas plantas.**

Crece e Florece



As plantas medran.
Sáenlles flores.

De Flor a Froito



As flores convértense en froitos.
Os froitos teñen as sementes no seu interior.

Repaso Final: Que aprendemos hoxe?

Partes

- Raíz
- Talo
- Follas
- Flor



Tipos

- Árbore
- Arbusto
- Herba



Necesidades

- Auga
- Luz
- Terra
- Aire



As plantas dánnos a vida!

Coida a natureza. Moitas grazas!

