

# Ted Harrison


Canadian Artist



Teaching Slideshow By Jennifer Thompson



**Ted Harrison**  
Canadian Artist



# The Yukon





# Ted Harrison (1926- )




"Ted Harrison was born in England in 1926. He moved to Canada and took a teaching position in the Yukon after responding to an ad stating "come teach in the land of the moose. Weaklings need not apply."

- Harrison retired to Victoria where he continues to paint lively, colourful scenes of his new surroundings."



# Welcome to The Yukon!



The population of  
Yukon is around  
30,372 people.



# Yukon First Nations



First Nations people make up about 25 percent of the total Yukon population, according to the 2006 Census. There are 14 First Nations in the territory, comprising approximately 7,500 people:

- Carcross/Tagish First Nation;
- Champagne & Aishihik First Nations;
- First Nation of Na-Cho Nyak Dun;
- Kluane First Nation;
- Kwanlin Dün First Nation; and
- Liard First Nation;
- Little Salmon/Carmacks First Nation;
- Ross River Dena Council;
- Selkirk First Nation;
- Ta'an Kwäch'än Council;
- Teslin Tlingit Council;
- Tr'ondëk Hwëch'in;
- Vuntut Gwitchin First Nation; and
- White River First Nation.



# First Nations "Teepees"



# Do you know what this is?








# "Inukshuk"

The mysterious stone figures known as *inuksuit* can be found throughout Northern Canada. *Inukshuk*, the singular of inuksuit, means "in the likeness of a human" in the Inuit language. They are monuments made of stones that are used by the Inuit for communication and survival. The traditional meaning of the inukshuk is "Someone was here" or "You are on the right path."



The Inuit make inuksuit in different forms for a variety of purposes: as navigation or directional aids, to mark a place of respect or memorial for a beloved person, or to indicate migration routes or places where fish can be found.



# Inukshuk and the Northern Lights






# Beautiful Yukon!






# Ted Harrison's Paintings Inspired by the Yukon







100/100

100/100

100/100 89






















Describe Ted Harrison's painting style....

# Style

**Harrison creates  
colourful,  
simplified  
shapes.**

The hunters








# Colour

- Bright and bold colours are used such as purple, blue, pink, orange, and yellow, which in earlier years were outlined in black.



Painting is "*part fantasy, part reality, part abstraction*"  
-Ted Harrison



Whale Watching

**"One curator said he didn't want my work in his gallery because it was so simple even children understood it. I thought, what a wonderful tribute!" Ted Harrison**







***"I paint from my mind, not from reality. It's a world of happiness and joy that transcends the normal world. The dream world is best." - Ted Harrison***

Ball Game

**What do you think inspires Harrison?**

**What symbols and images does he frequently paint/draw?**





***"I love colour. I love painting. I love the Yukon. I love Canada." - Ted Harrison***






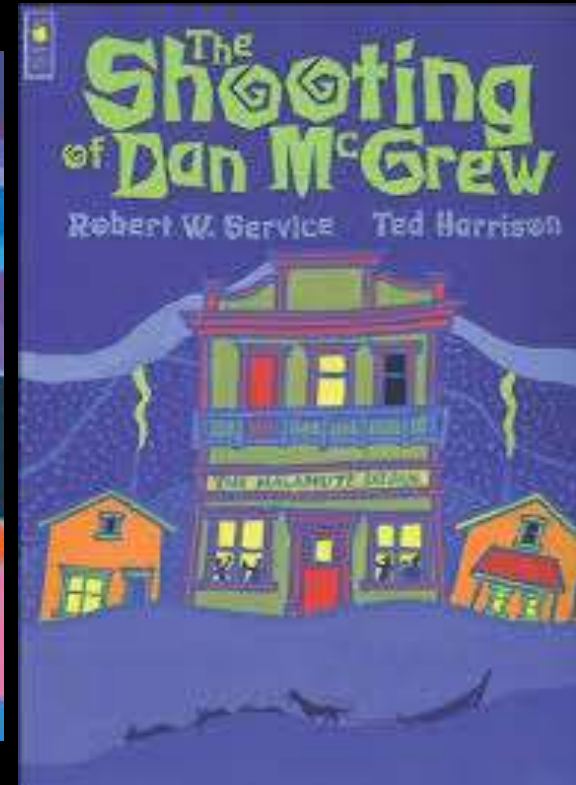
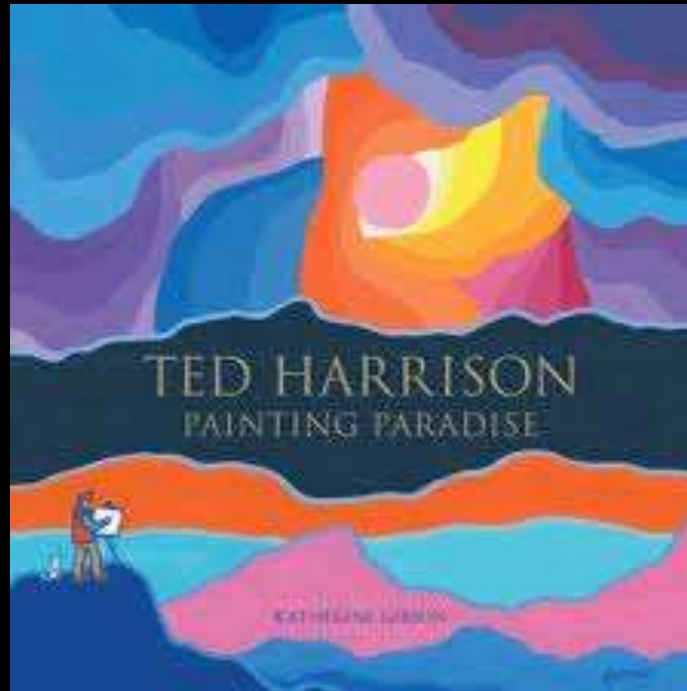
# He has written and illustrated many books.

THE  
**CREMATION of SAM M'GEE**


by ROBERT W. SERVICE



paintings by TED HARRISON




# "Children of the Yukon"



# "A Northern Alphabet"

Copyrighted Material

## a northern alphabet



Ted Harrison

Copyrighted Material



# "A Northern Alphabet"

Copyrighted Material

Arctic Alaska Aklavik Atlin Aleutian Islands Andreanof Islands Alberta Amadjuak Aquiatulavik Point Attu Anchorage Akulivik

Aa

Alex lives  
in the Arctic.  
He is wearing an  
anorak.



Atawapiskat Athabasca Amundsen Gulf Auyuitiq National Park Avatukoo Avuian Alert

Amchitka Island Andersons Landing Arctic Alaska Aklavik Atlin Aleutian Islands Andreanof Islands Attu Alberta Amadjuak

Copyrighted Material

# "A Northern Alphabet"

Copyrighted Material

British Columbia Baffin Beaufort Sea Bering Sea Bathurst Inlet Baker Lake Boothia Brooks Range Black Tickle British Mountains

Bb

Brenda and  
Billy are  
being chased by a  
bear.



Buffalo Narrows Bear Creek Beloud Post Beechey Point Banks Island Bear Creek Beloud Post Beechey Point Banks Island

Copyrighted Material


# "A Northern Alphabet"

Copyrighted Material

Churchill Cape Dorset Cambridge Bay Cumberland Sound Coppermine Cornwallis Island Chesterfield Inlet Caniapiscau Cassiar

Cc

Above the cabin  
flies the  
flag of  
Canada.



Clyde River Cambria Snowfield Coronation Gulf Coral Harbour Colville Lake Chandalar

Clyde River Cambria Snowfield Coronation Gulf Cape Harrison Canol Chukchi Sea Chicken Camlaren Carcross Coffee Creek

Copyrighted Material




# "A Northern Alphabet"

Copyrighted Material

Davis Inlet Desmarais Danby Island Danish Strait Darnley Bay Dease Lake Dawson Dymond Lake Dalton Post Dubawnt Lake

Dd

The ducks  
watch the  
children do a  
dance.



Daly Bay Devon Island Diana Bay Deception Bay Donjek River Destruction Bay Desmarais Danby Island Danish Strait

Copyrighted Material

# "A Northern Alphabet"

Copyrighted Material

Eskimo Point Ellesmere Island Eielson Elmendorf Eagle Ecklund Lake Eden Bay Ena River Egegik Ekka Island Elsa Eureka

## Ee

Eric is wearing  
earmuffs.  
He sees the  
electric lights.



Ennadai Enterprise Echo Bay Eclipse Sound Elu Inlet Elice River Eielson Elmendorf

Ennadai Enterprise Echo Bay Elsa Eureka Eclipse Sound Elu Inlet Elice River Eskimo Point Ellesmere Island Ecklund Lake

Copyrighted Material

# "A Northern Alphabet"

Copyrighted Material

Fairbanks Fort Smith Fort McPherson Faro Frobisher Bay Franklin Fort Hope Fort Liard Forty Mile Fullerton Frances Lake

Fond-du-Lac Fort Nelson Fort Good Hope Fort Severn Fort Chimo Fort Mile Faro

## Ff

The frypan  
will soon fry  
fish on the  
flames.




Fort Collinson Fort George Fort Vermilion Fort St. John Fort Chimo Fort Severn Fort Good Hope Fort Nelson Fond-du-Lac

Copyrighted Material



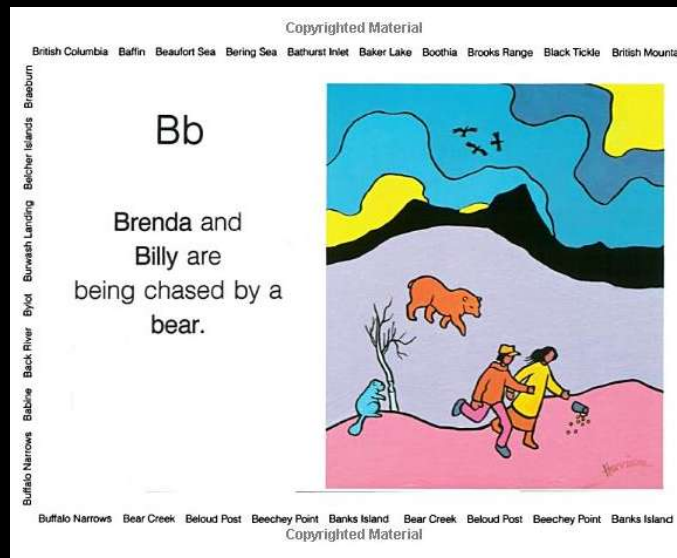
# Project: Class art e-book

- You have to create a piece of art or painting in the style of Ted Harrison
- We will combine all the art together to create an art e-book produced by the whole class!



# Project: Class art e-book

- Class **1D and 1E** – “A Spanish Alphabet”
- We will create an alphabet book similar to “A Northern Alphabet” but about Spain!
- You must prepare a rough draft (coloured or uncoloured) before your final painting



# Class 1D and 1E – “A Spanish Alphabet”

- I will give you each a letter. You must create a piece of art using Harrison's style and write a sentence using as many words as possible that start with your letter.
- Write the sentence on the back of the painting. I will put all the pictures together and type your sentences for our e-book.





# Project: Class art e-book

- Class 1C – “Four Seasons”
- We will create a book about the four seasons (Spring, Summer, Autumn, Winter)
  - Choose your favourite season



# Class 1C – “Four Seasons”

- Create a piece of artwork in the style of Ted Harrison featuring a scene/landscape in spring, summer, autumn or winter.
- You must write one or two sentences in English to go with your picture (on the back of the painting)



# Class 1C – “Four Seasons”

- You must prepare a rough draft (coloured or not coloured) before your final painting
- Example:



Rainbows and rivers are beautiful in the spring.



# How to:

## ■ MATERIALS REQUIRED:

- watercolor paper or heavy weight sketch paper
- watercolor or acrylic paints
- glue
- scissors
- oil pastels or wax crayons

- From  
<http://www.thatartistwoman.org/2011/02/painting-in-style-of-ted-harrison.html>



I like to tape off my paper and then draw in your line design.

You want to discuss the way Ted Harrison uses a strong line to show shape or contour of the landscape, how the line is just as important as the color.



With younger kids you may want to use pastels or wax crayons and draw those heavy lines.

I'm using crayon here and they resist the paint allowing you to keep those heavy lines, oil pastels work even better.



Start painting. It's good to start with the lightest colors first and then work your way to the darkest.

Although the crayon or pastel resists the paint you still want the kids to stay within the lines if they can so you have those separate areas of deep color.



With older kids you can get them to conserve that white line. When painting with watercolors you'll want to leave some space between the colors anyway so they don't mix together before drying.





Now you can add an Inukshuk if you wish. Cut out individual stones out of black paper.



Then glue down on top of your painting. Place a sheet of wax paper on top and rest a heavy book on top of that to help it dry flat.



Class 1C  
Example:

The sky is bright  
in the summer.  
The sun is  
shining.





# Class 1D and 1E

## Example:

**S**

In the **summer** in  
**Seville**, the **sun**  
**shines** and **so**  
many people are  
**smiling**.





WE ♥ TED HARRISON