

# JOAN MIRO

HIS LIFE AND WORK





JOAN MIRO



**Joan Miro was born in Barcelona in 1893.**



JOAN MIRO



The chiropodist

**Miro started to paint when he was 8. His work was very simple.**





JOAN MIRO

## The farm



Then he started to paint in more detail,  
adding bright colours, shapes and black  
outline.





JOAN MIRO

FRANCE



In **1920** he visited **Paris** for the first time.



JOAN MIRO



PICASSO

MIRO

**In Paris Miro met famous painters and artists such as Pablo Picasso.**



JOAN MIRO



Morning star

After this visit he started to paint his **dreams** using bright colours, lots of shapes and **symbols**: moons, suns and stars. This type of art became known as **surrealism**.




What shapes, lines and colors do you see in this painting?



Harlequin's Carnival 1924-1925



What shapes, lines and colors do you see in this painting?



*The Escape Ladder (1940)*



What shapes, lines and colors do you see in this painting?



*Figures and dog in front of the sun  
(1949)*

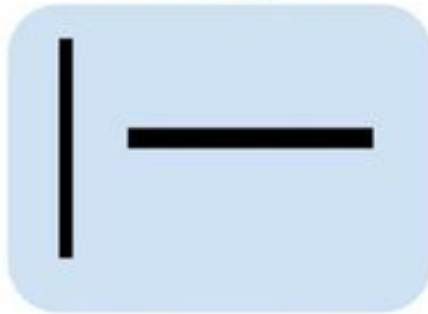


*Woman with Three Hairs Surrounded  
by Birds in the Night (1972)*

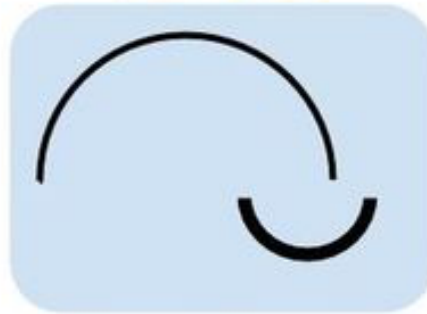


# Lines

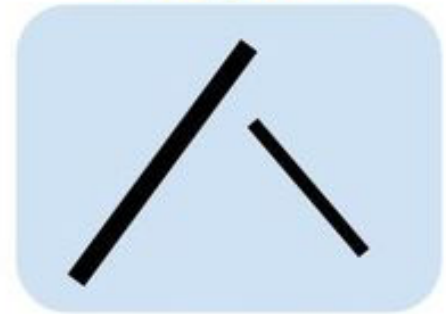
Straight



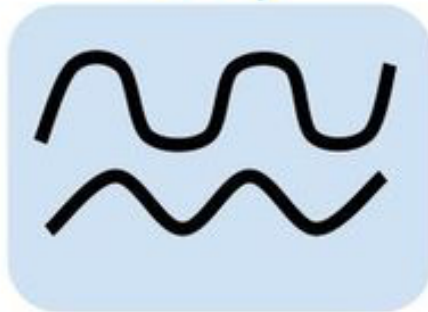
Curved



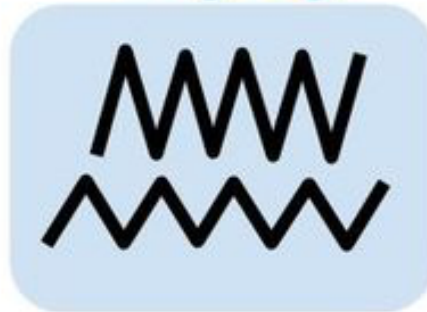
Diagonal



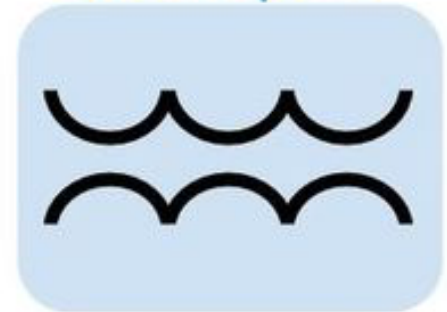
Wavy



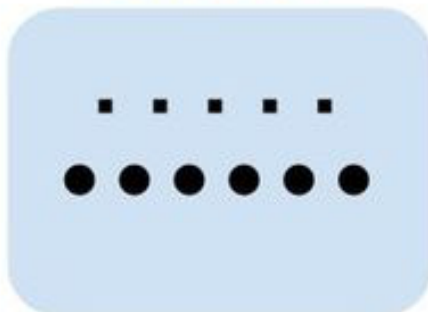
Zigzag



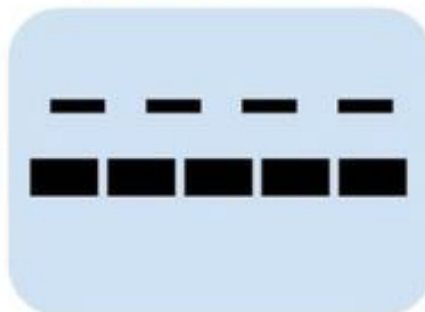
Scalloped



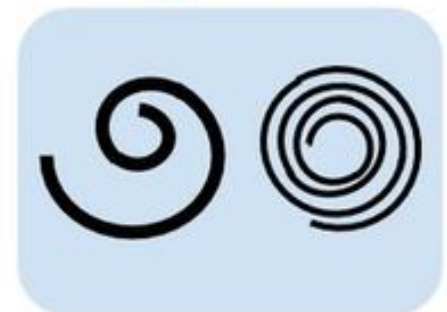
Dotted



Dashed



Spiral



# SHAPES-shapes



Triangle



Heart



Circle



Octagon



Oval



Square




Diamond




Rectangle



Star



primary  
colours



secondary  
colours






**JOAN MIRO**



He also was a great sculptor ...



JOAN MIRO



Miro's Museum

He also created very beautiful tapestries.





JOAN MIRO



And fantastic **ceramic** paving work





JOAN MIRO



In 1959 he went to live in **Majorca**.



**JOAN MIRO**




**This was his studio in Majorca.**





JOAN MIRO



He died in **Majorca** on 25 December, **1983**. He was **90** years old.




In this video you can see some of Miro's famous artwork.

[https://www.youtube.com/watch?v=O9rAdb\\_ULp0](https://www.youtube.com/watch?v=O9rAdb_ULp0)



**Project:** Create your own Miro inspired artwork.



# Project: Create your own Miro inspired artwork.

## Materials



1. White paper



2. Crayons





3. A black marker







4. Tissue paper


# Project: Create your own Miro inspired artwork.



**Step 1:** Color your project with the following colors:

1. Color the background dark blue.	
2. Color the big triangle and the big oval yellow.	
3. Color the trapezoid light blue.	
4. Color the big circle red.	

# Project: Create your own Miro inspired artwork.





**Step 2:** Use tissue paper to blend the colors.

Create secondary colors by blending two primary colors.





# Project: Create your own Miro inspired artwork.



**Step 3:** Use a black marker to add different shapes and lines to your drawing.