



INFOSAL
Infancia, Formación & Salud



CUADERNO DE ATENCIÓN

CREADO POR:

@logopedia_creativa





INFOSAL

Infancia, Formación & Salud

logopediacreativa.com



NORMAS DE USO

**ESTE MATERIAL ESTÁ CREADO CON IMÁGENES
BAJO LICENCIA, ES GRATUITO Y ESTÁ DESTINADO
A USO EXCLUSIVAMENTE PERSONAL.
OS RECORDAMOS QUE QUEDA TOTALMENTE
PROHIBIDA SU VENTA A TERCEROS, ASÍ COMO
CUALQUIER USO COMERCIAL.
NO PUEDE SER DISTRIBUIDO O COMPARTIDO A
TERCEROS SIN PERMISO DE LAS PERSONAS
CREADORAS.**



BUSCA LAS 6 DIFERENCIAS ENTRE LOS DIBUJOS





BUSCA LAS 10 DIFERENCIAS ENTRE LOS DIBUJOS



BUSCA LAS 10 DIFERENCIAS ENTRE LOS DIBUJOS



CUENTA Y ANOTA EL TOTAL






INFOSAL
Infancia, Formación & Salud


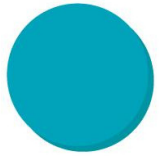




CUENTA Y ANOTA EL TOTAL

















CUENTA Y ANOTA EL TOTAL





CUENTA Y
ANOTA EL
TOTAL

 <input type="text"/>	 <input type="text"/>
 <input type="text"/>	 <input type="text"/>
 <input type="text"/>	 <input type="text"/>
 <input type="text"/>	 <input type="text"/>
 <input type="text"/>	 <input type="text"/>
 <input type="text"/>	 <input type="text"/>



INFOSAL
Infancia, Formación & Salud






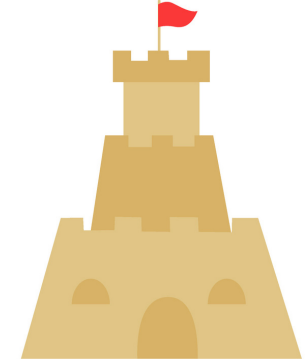

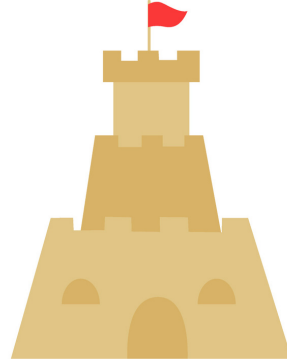






BUSCA LA IMAGEN DIFERENTE





INFOSAL
Infancia, Formación & Salud















BUSCA LA IMAGEN DIFERENTE





INFOSAL
Infancia, Formación & Salud

BUSCA LA IMAGEN DIFERENTE







¿QUÉ ANIMALES VES? BUSCA SUS MITADES






¿QUÉ ANIMALES VES? BUSCA SUS MITADES





INFOSAL
Infancia, Formación & Salud







COLOREA SEGÚN LOS
CÓDIGOS DE COLORES






INFOSAL
Infancia, Formación & Salud

COLOREA LOS DIBUJOS QUE ENCUENTRES







UNE LOS PUNTOS PARA FORMAR
EL DIBUJO Y COLOREA





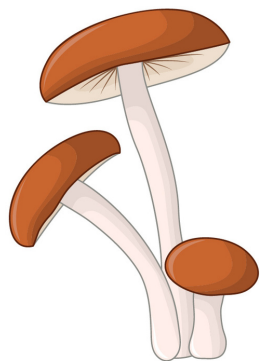








UNE LOS PUNTOS
PARA FORMAR
EL DIBUJO
Y COLOREA







UNE CADA DIBUJO CON SU SOMBRA



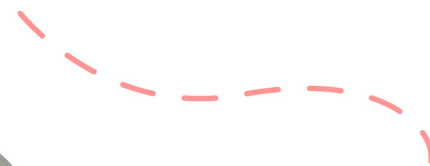





UNE CADA DIBUJO CON SU SOMBRA



UNE CADA DIBUJO CON SU SOMBRA






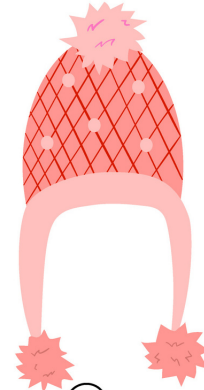




UNE CADA DIBUJO CON SU SOMBRA







UNE CADA DIBUJO CON SU SOMBRA






UNE CADA DIBUJO CON SU SOMBRA








UNE CADA DIBUJO CON SU SOMBRA





UNE CADA DIBUJO CON SU SOMBRA






UNE CADA DIBUJO CON SU SOMBRA



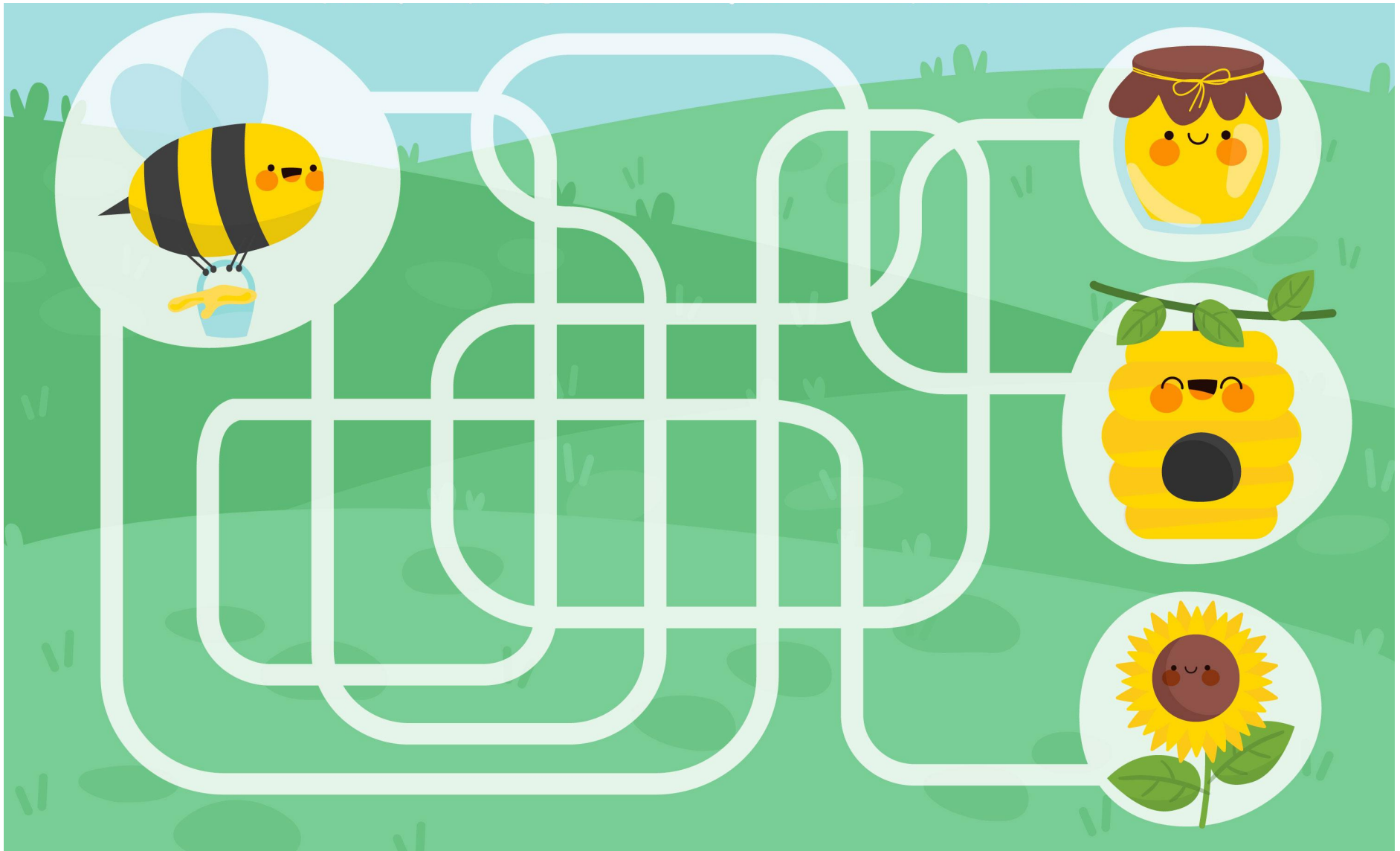


RESUELVE EL LABERINTO





RESUELVE EL LABERINTO





RESUELVE EL LABERINTO






RESUELVE EL LABERINTO



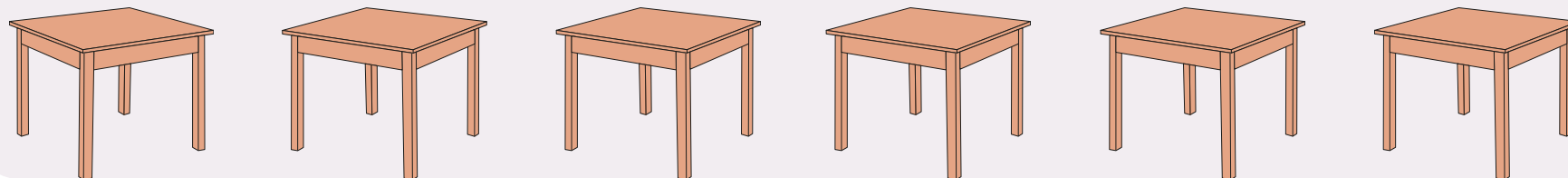




AVERIGUA A QUÉ DIBUJO NOS LLEVA CADA NÚMERO





RODEA EL INTRUSO EN CADA FILA






RODEA EL INTRUSO EN CADA FILA



¿CUÁL FALTA?





¿CUÁL FALTA?






TACHA LAS PAREJAS Y RODEA EL DIBUJO QUE QUEDA




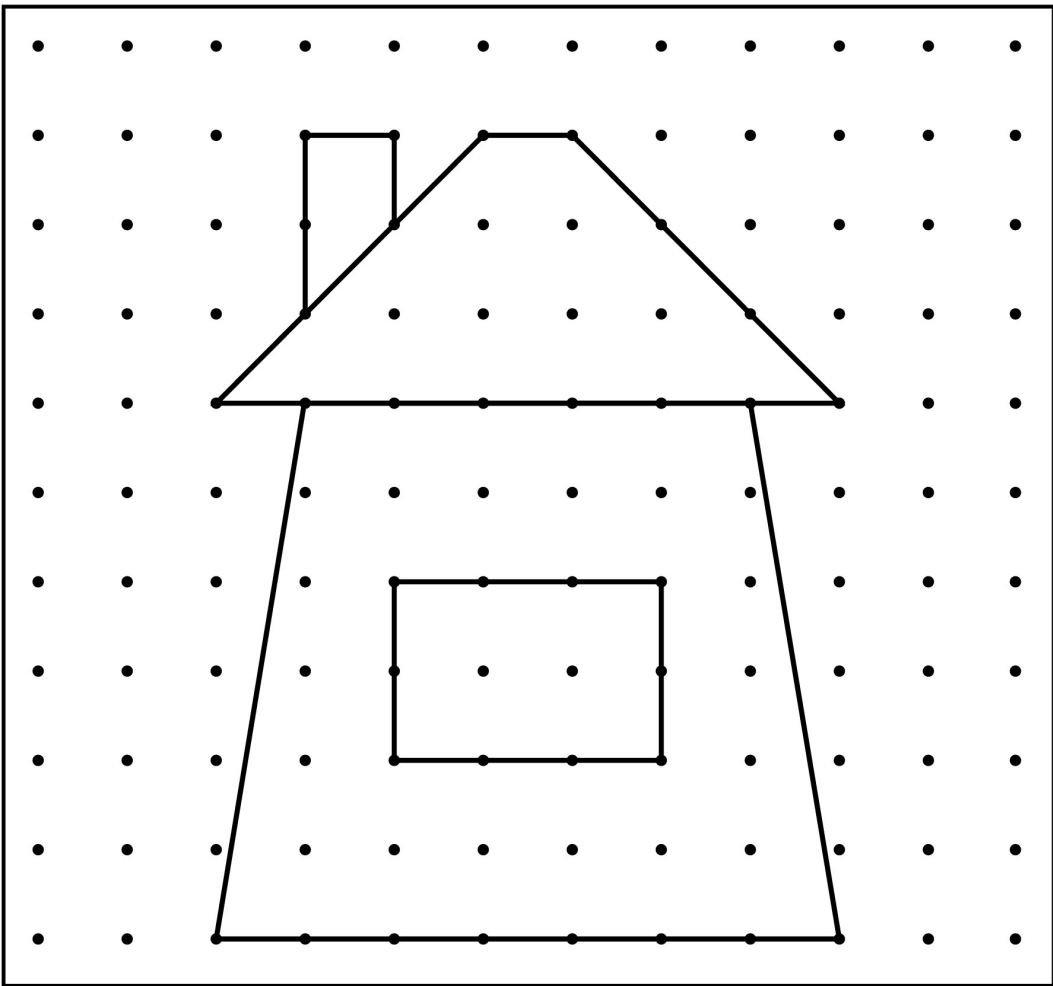
RODEA DE ROJO LOS ANIMALES QUE SE REPITEN
Y DE AZUL LOS ANIMALES QUE NO SE REPITEN





RODEA DE NARANJA LOS ANIMALES QUE SE REPITEN
Y DE VERDE LOS ANIMALES QUE NO SE REPITEN




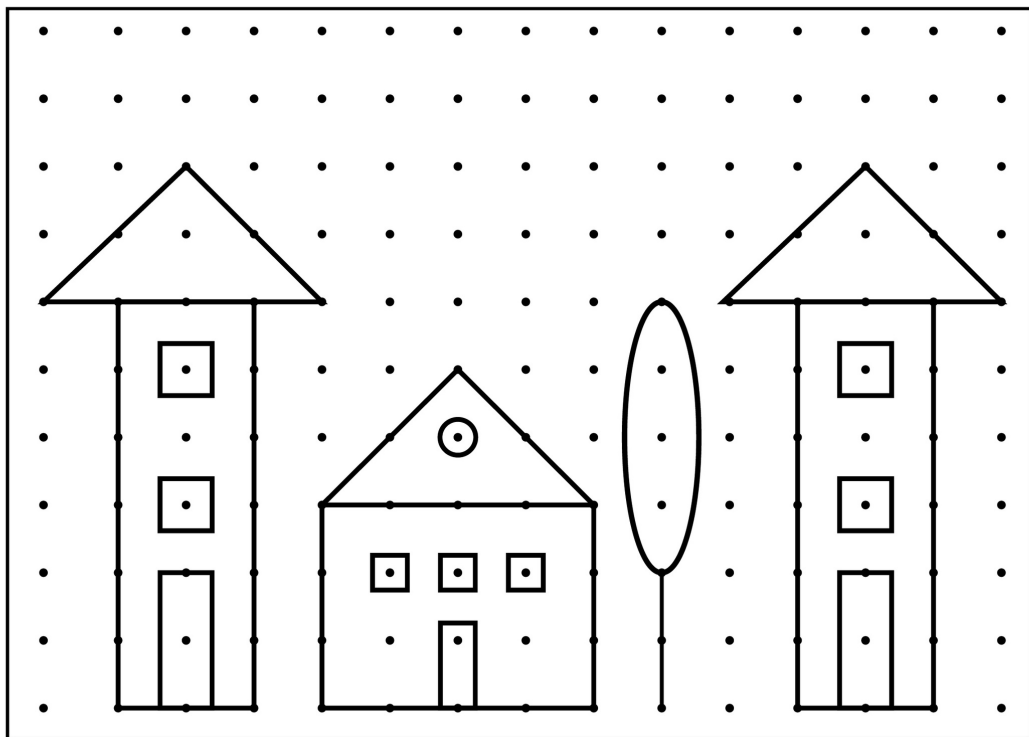
IMITA EL MODELO




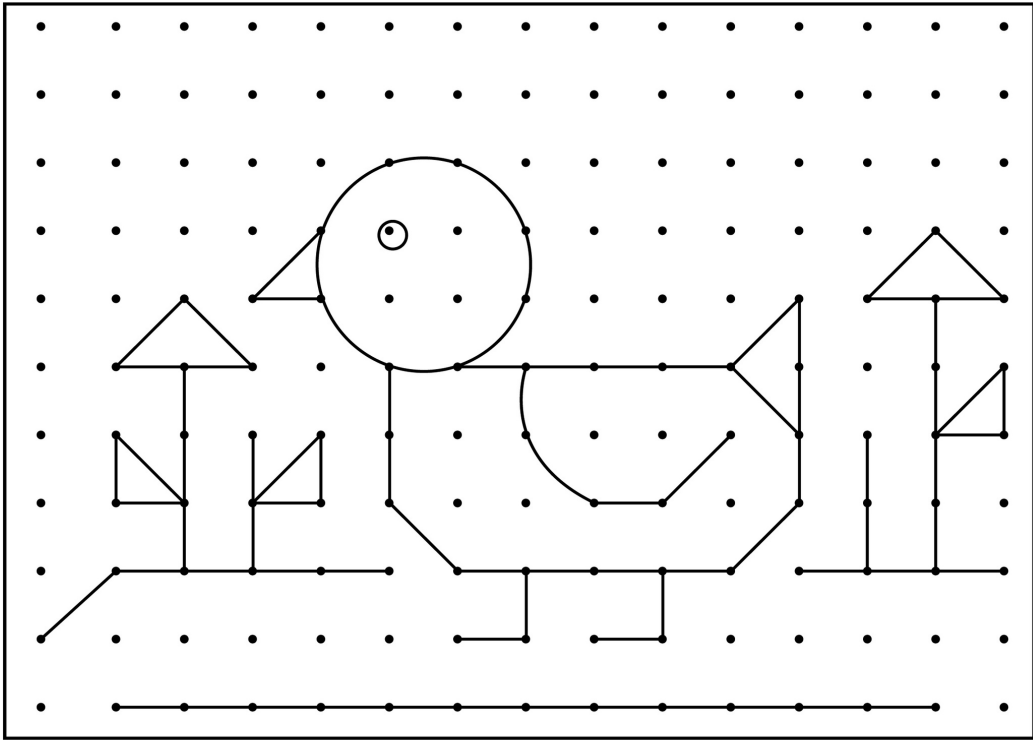
IMITA EL MODELO



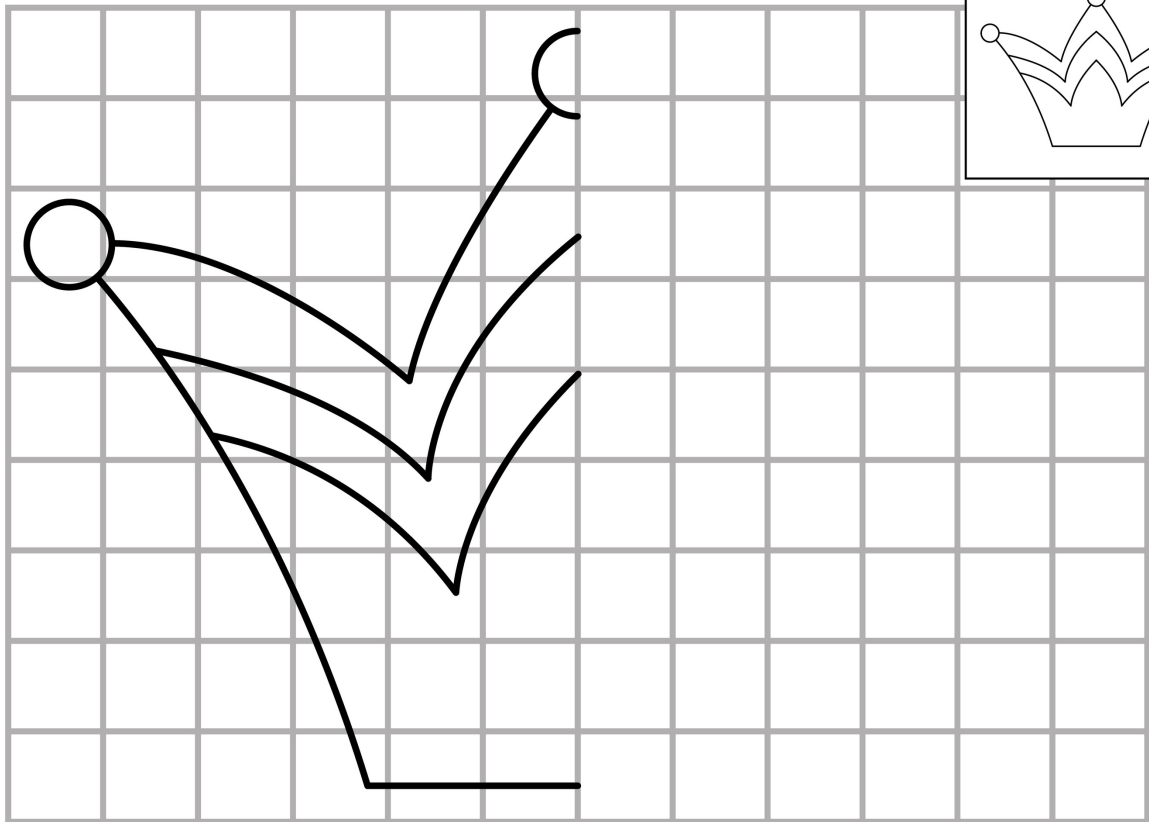

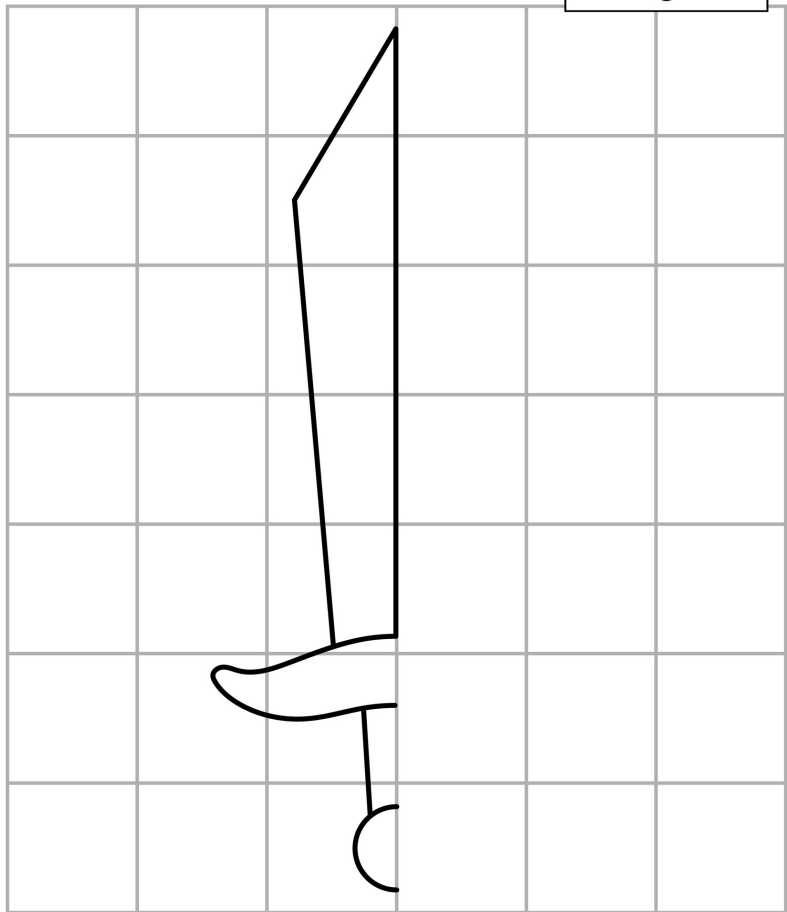
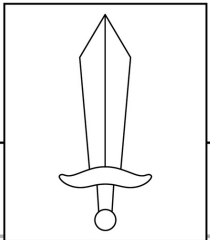
IMITA EL MODELO




IMITA EL MODELO



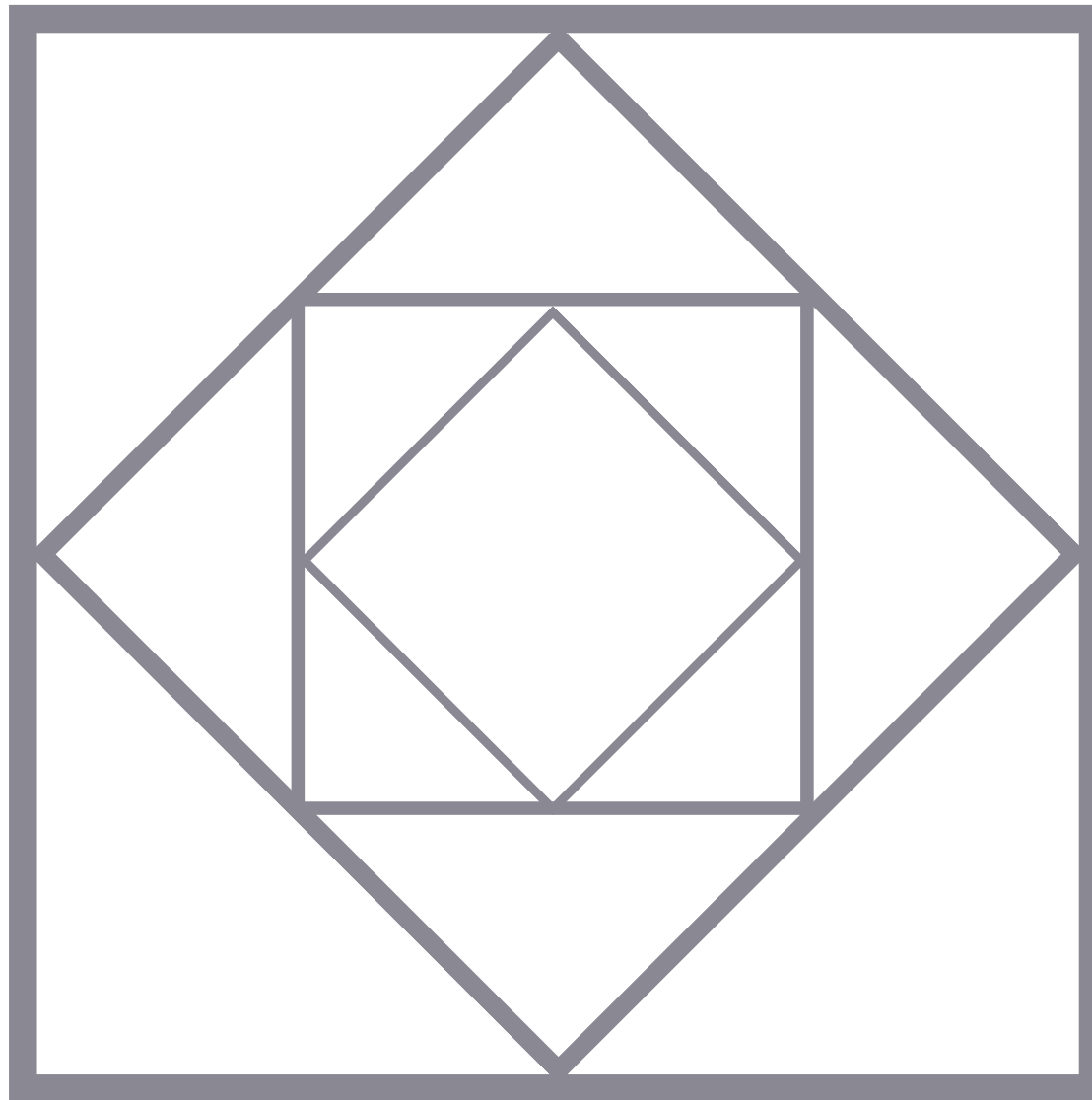
COMPLETA EL DIBUJO



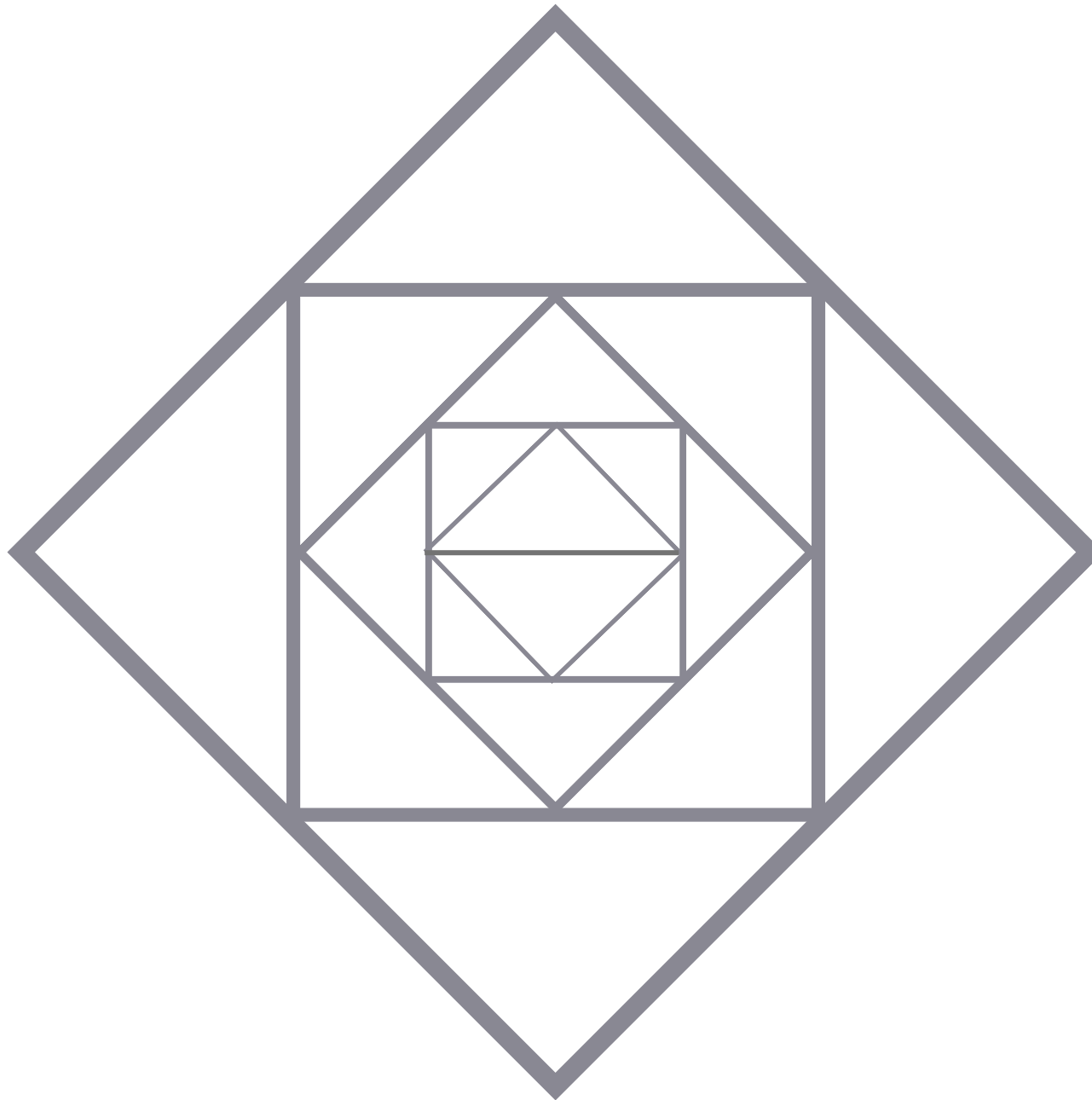
EN EL DIBUJO DE LA DERECHA FALTAN 10
ELEMENTOS QUE ESTÁN EN EL DE LA
IZQUIERDA. DIBÚJALOS.




DI CUÁNTOS TRIÁNGULOS HAY EN TOTAL




DI CUÁNTOS TRIÁNGULOS HAY EN TOTAL



¿CUÁNTOS CUADRADOS HAY DE CADA COLOR?

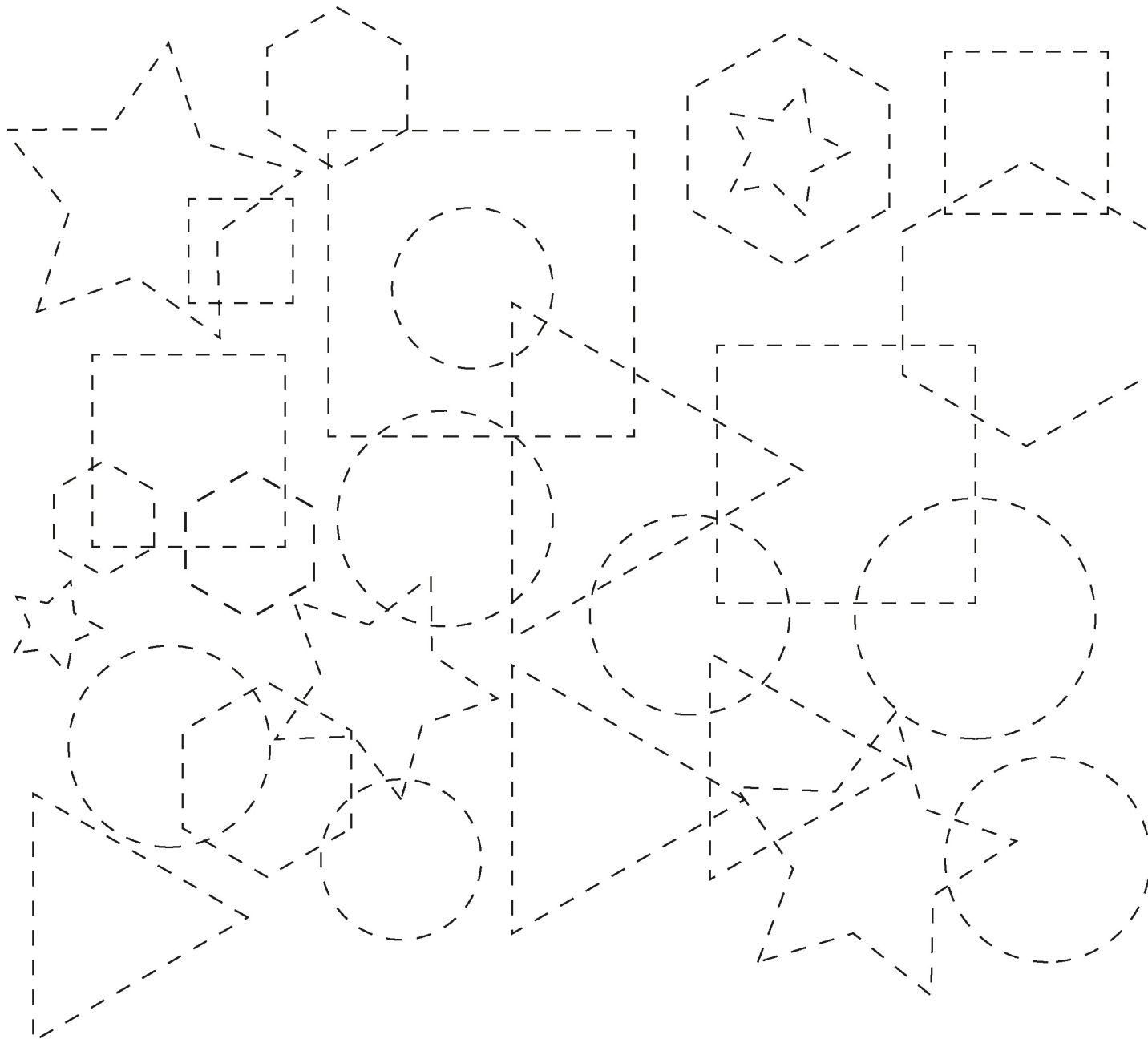
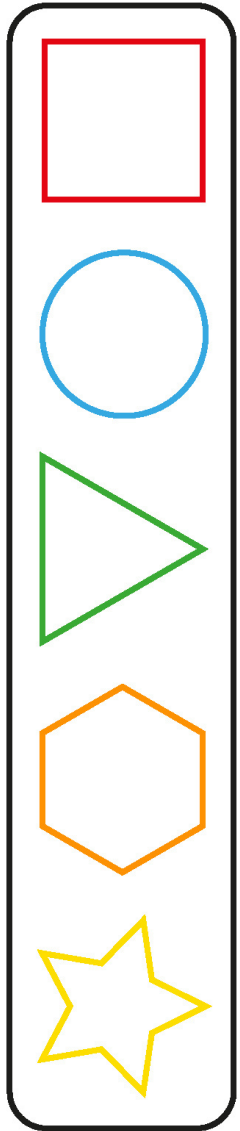


DI CUÁNTOS CÍRCULOS HAY DE CADA COLOR





COLOREA LAS FIGURAS SIGUIENDO EL MODELO





OBSERVA LA TABLA Y RESPONDE A LAS
PREGUNTAS DE LA SIGUIENTE PÁGINA

1

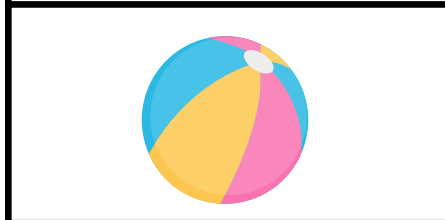
2

3


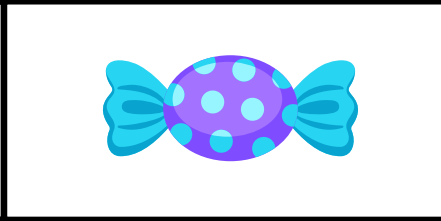
A




B



C



D




LEE Y RESPONDE

- 1) ¿Qué hay en la casilla 2C? Rodéalo.
- 2) ¿Qué hay en la casilla 3D? Tacha el dibujo.
- 3) ¿Qué hay en la casilla 1A?
- 4) ¿Qué hay en la casilla 2B? Rodéalo de color azul.
- 5) ¿Qué hay en la casilla 3A? Tacha el dibujo de negro.
- 6) ¿Qué hay en la casilla 1C?
- 7) ¿Qué hay en la casilla 2A? Colorea la casilla de amarillo.
- 8) ¿Qué hay en la casilla 3C?




RODEA DE 2 EN 2 Y DI SI SOBRA ALGÚN DIBUJO






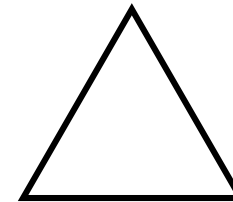




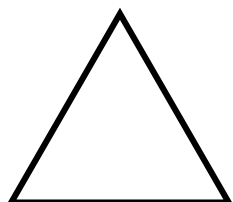


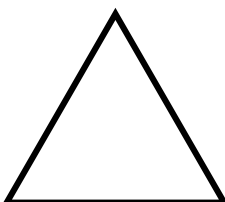










RODEA DE 2 EN 2 Y DI SI SOBRA ALGÚN DIBUJO



RODEA TODOS LOS NÚMEROS 8





IMITA LOS MODELOS





ENCUENTRA CADA DIBUJO EN LA LÁMINA



ENCUENTRA A CADA PERSONA EN LA LÁMINA SIGUIENTE



